



Carbon-chain growth in OMC-2 FIR4: the role of cosmic rays

FRANCESCO FONTANI
INAF-Osservatorio Astrofisico di Arcetri

C. Ceccarelli (IPAG), C. Favre (INAF-Arcetri), P. Caselli (MPE), R. Neri (IRAM)
I. Sims (Univ. Rennes), C. Kahane (IPAG), F. Alves (MPE)...and the SOLIS team !

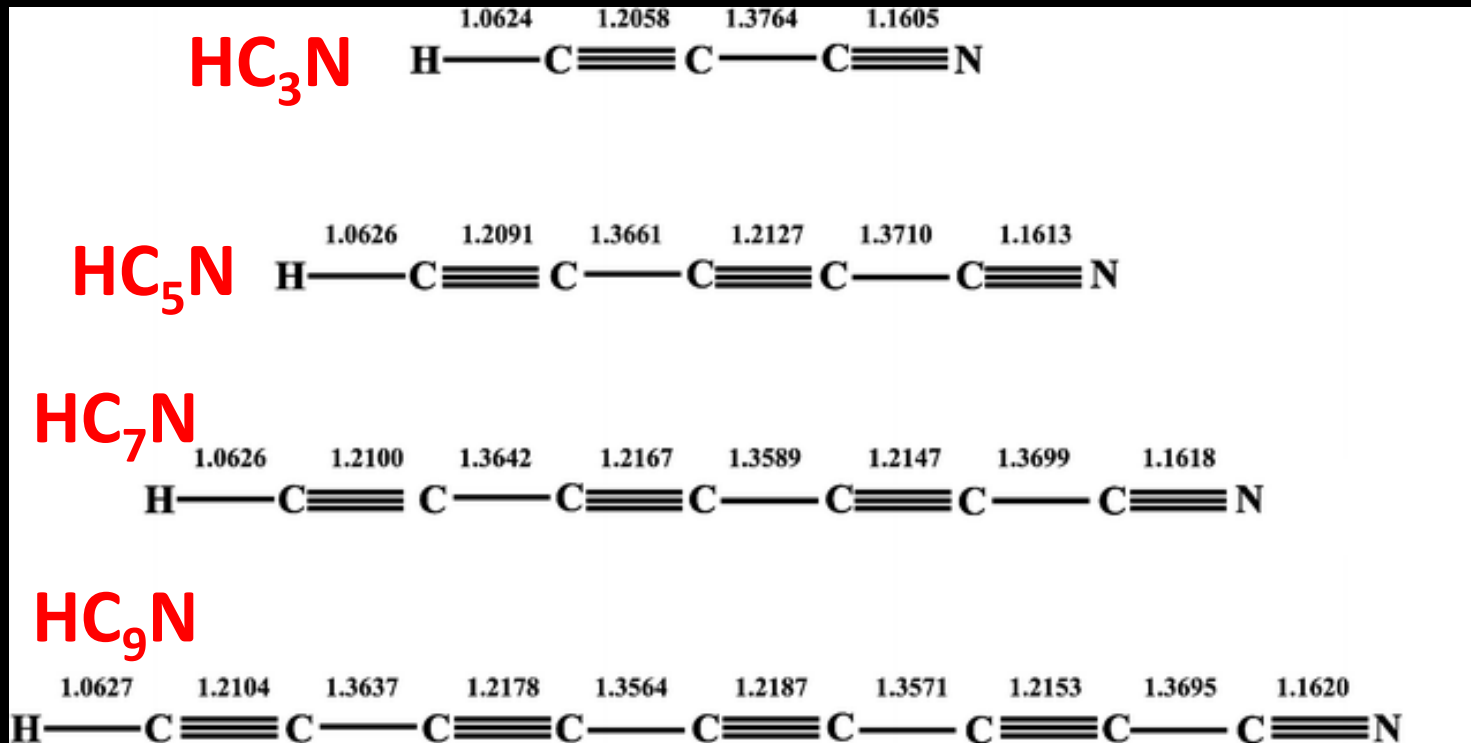


OVERVIEW



- ✓ Cyanopolyynes
- ✓ The source: OMC-2 FIR4
- ✓ Results: $\text{HC}_3\text{N}/\text{HC}_5\text{N}$ ratio
- ✓ Implications for ζ

CYANOPOLYLYNES



Botschwina2003

- ✓ Generic formula: HC_{2n+1}N
- ✓ Ubiquitous in the ISM
→ Possible large reservoirs of Carbon

(Clarke & Ferris 1995, Goessmann+2015)

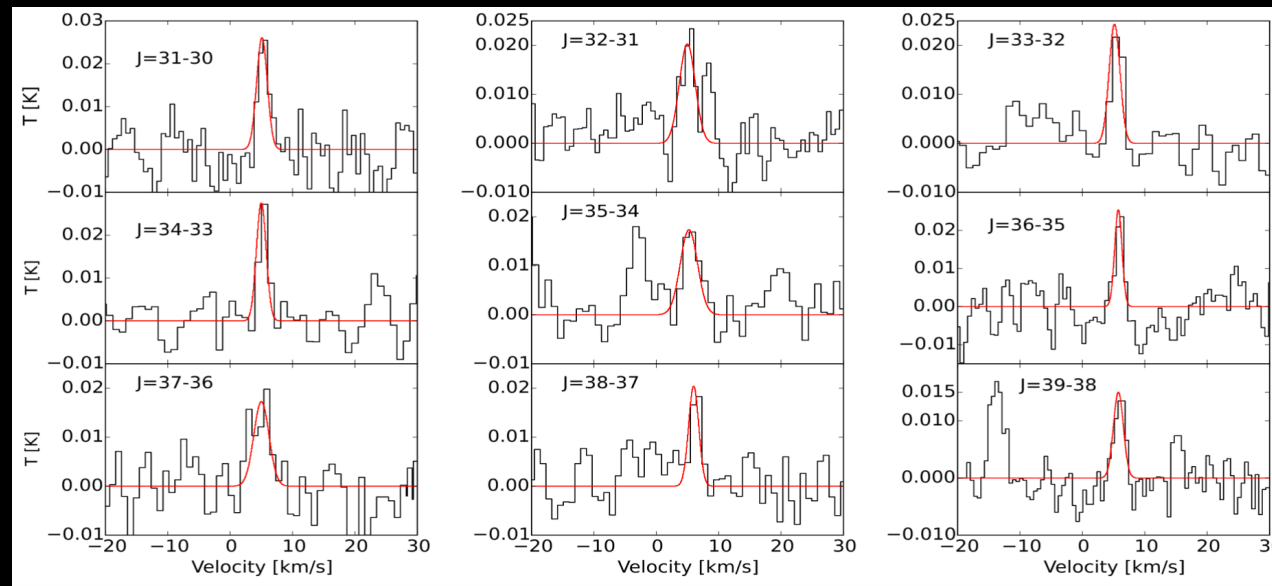
CYANOPOLYYNES



✓ Longest cyanopolyynes in the ISM: HC_9N (Broten et al. 1978)

✓ Only up to HC_7N in (few) PROTOSTARS:

L1521E (Hirota+2004); L1527 (Sakai+2008); L1512 (Cordiner+2011);
Cha-MMS1 (Cordiner+2012); IRAS16293-2422 (Jaber Al-Edhari+2016)

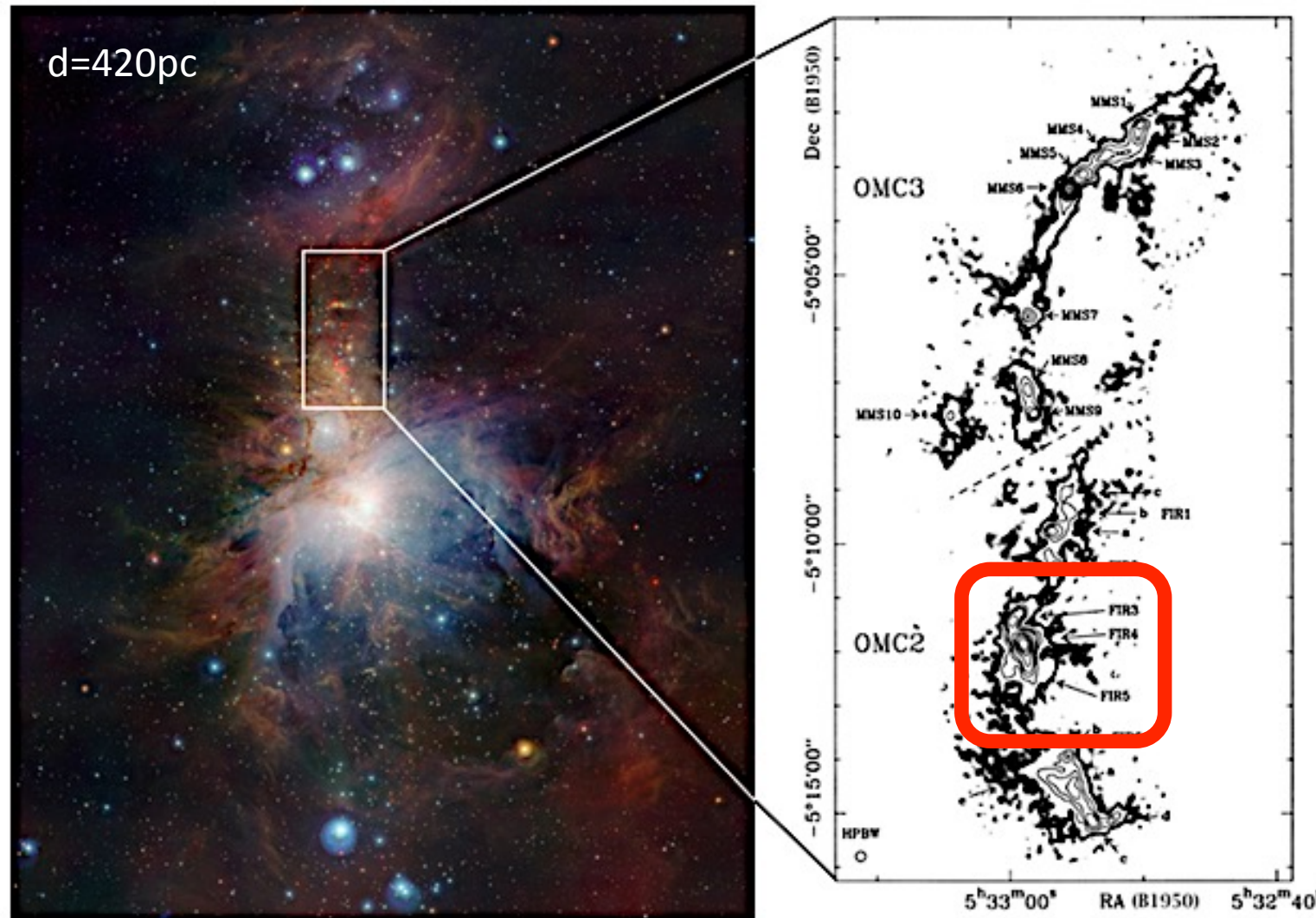


Jaber Al-Edhari+16

✓ HC_3N in comets and protoplanetary disks:

(Mumma & Charnley 2011, Chapillon+2012, Oberg+2015)

THE SOURCE: OMC-2 FIR 4



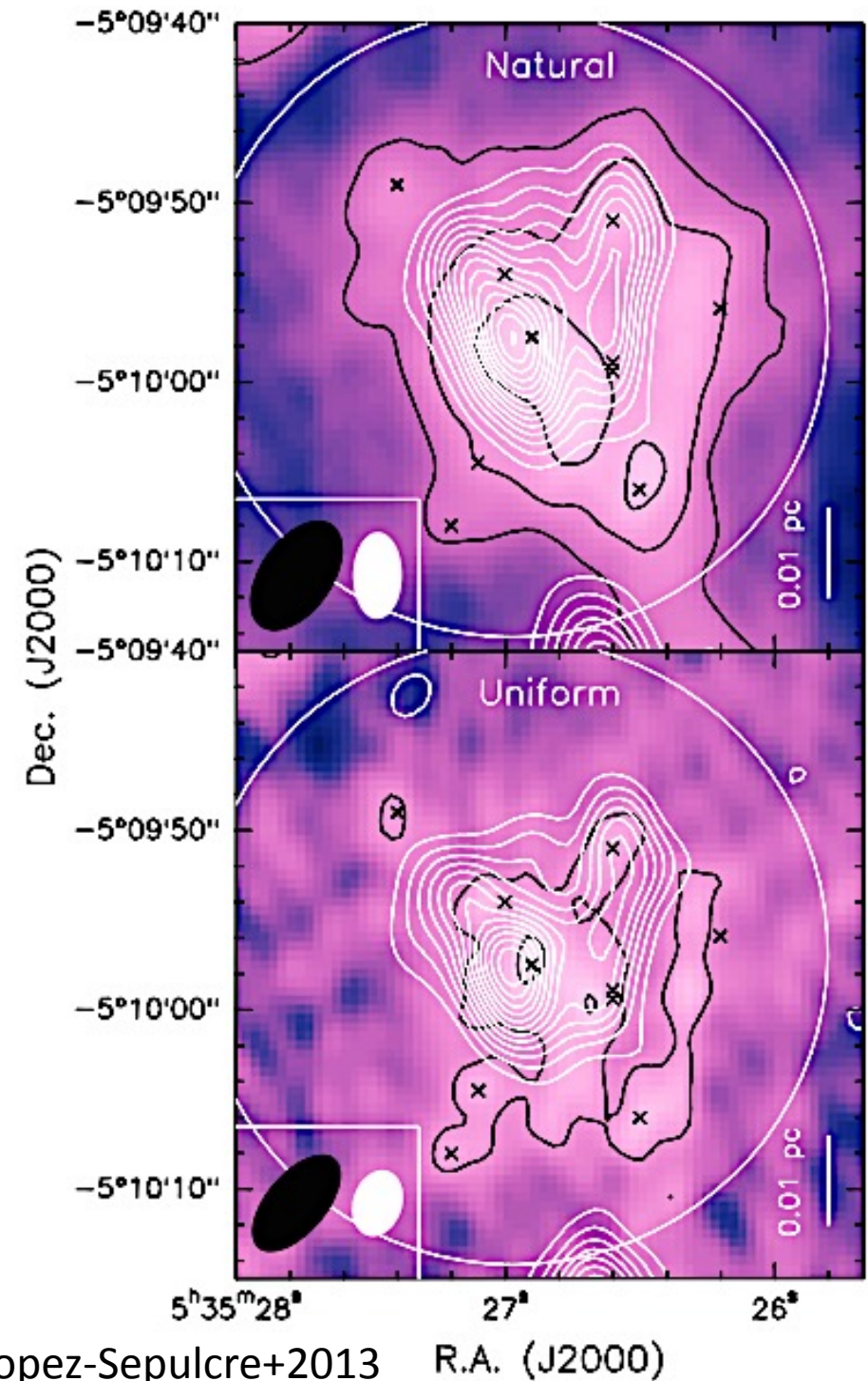
1) In FIR 4, ejection of energetic particles similar to that experienced by the young solar system (Ceccarelli+2014, Herschel measurements)

THE SOURCE: OMC-2 FIR 4

2) Rich and dense protocluster close to OB stars

Shimajiri+2008, Lopez-Sepulcre+2013
Kainulainen+2017

...likely the environment in
which the Sun was born
(e.g. Adams10, Taquet+16,
Drozdovskaya+18)



Lopez-Sepulcre+2013

RESULTS: HC₃N & HC₅N EMISSION MAPS



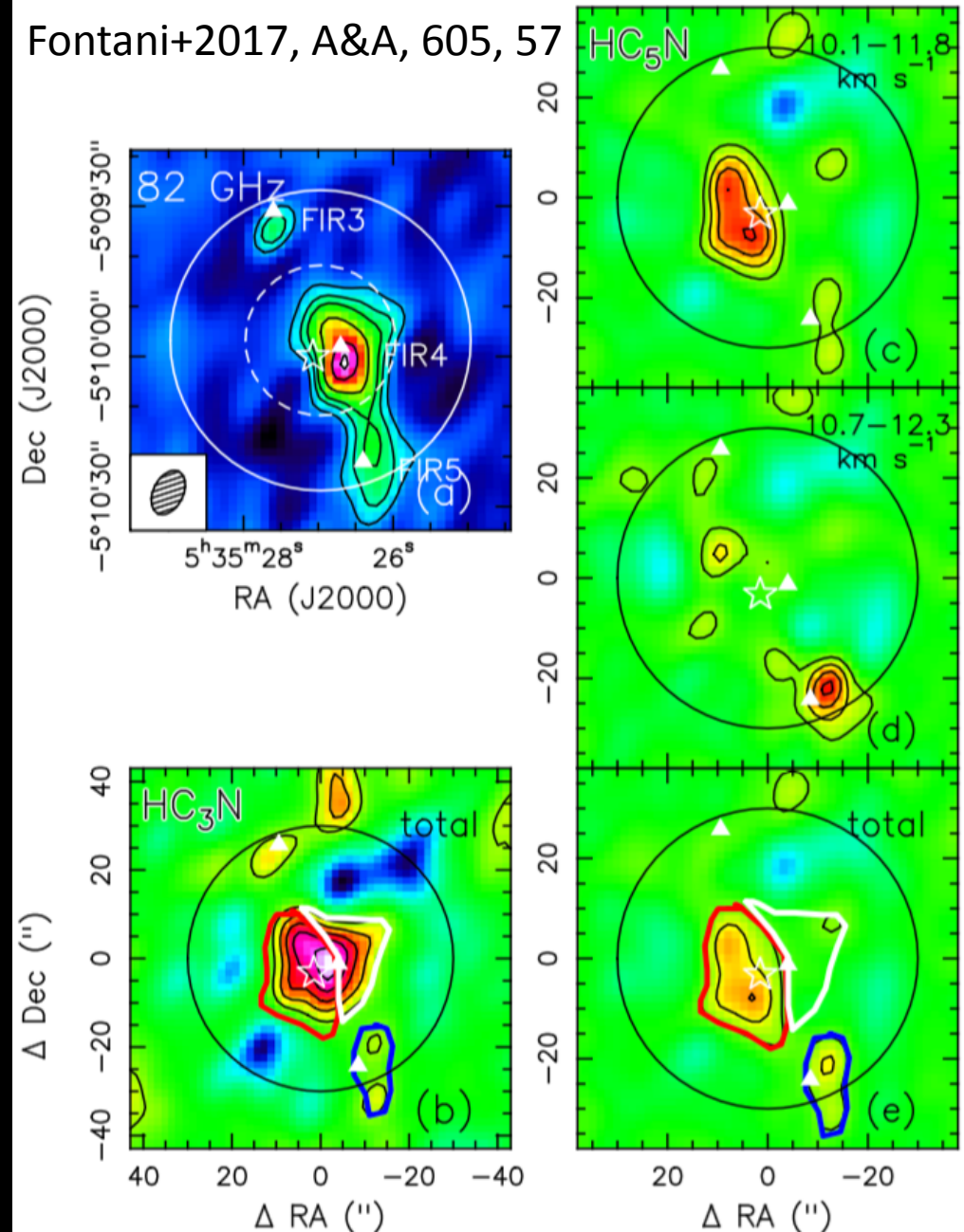
NOEMA D-conf. (~7'')

HC₃N 9-8 E_u ~ 20 K

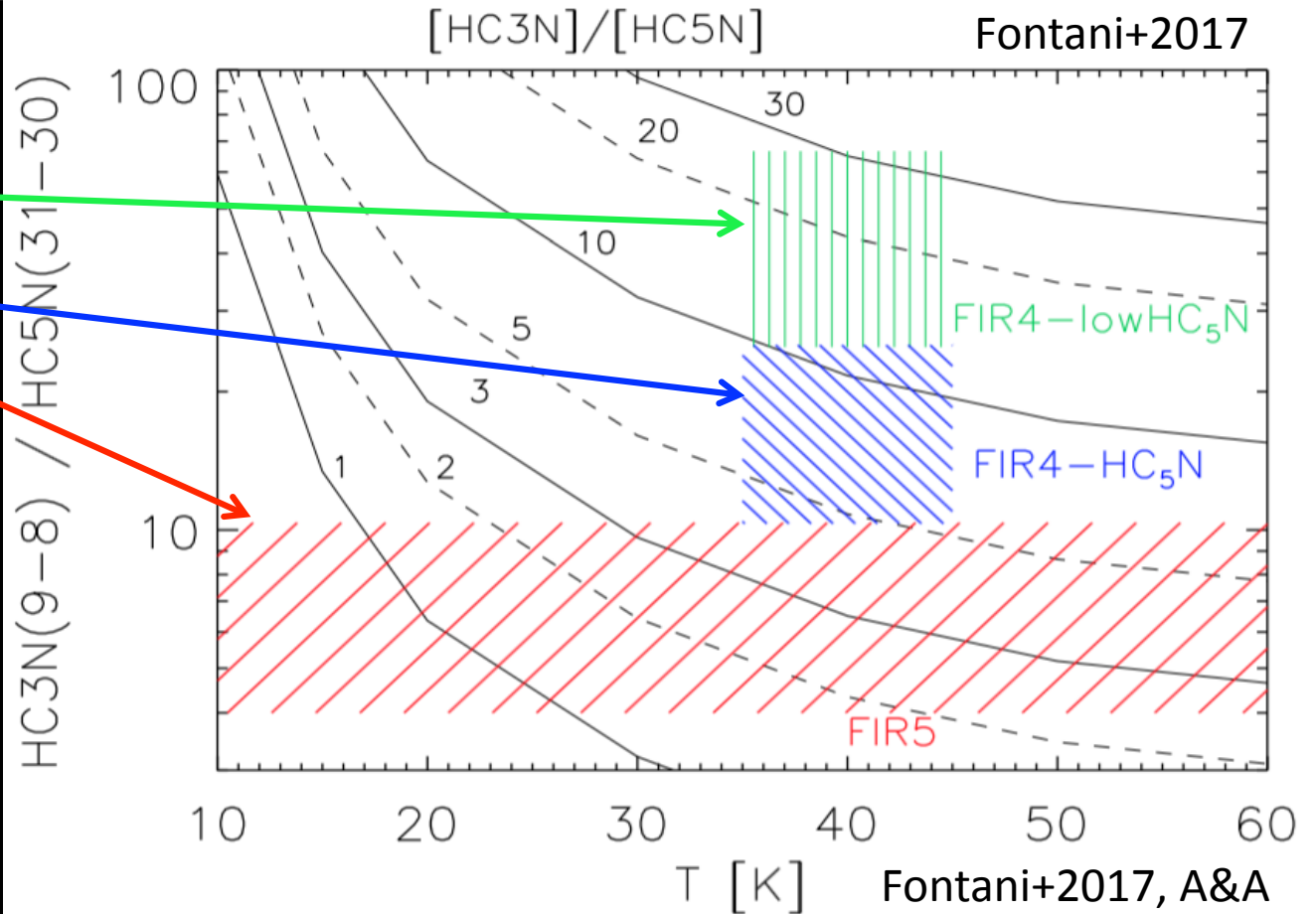
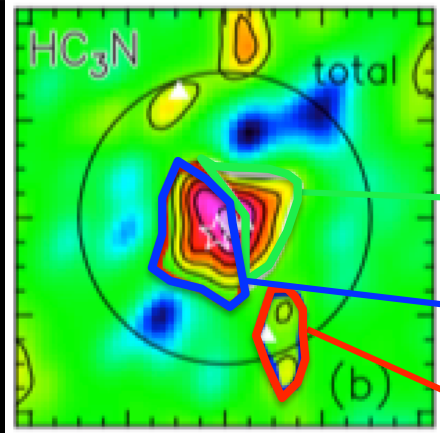
HC₅N 31-30 E_u ~ 63 K

- 1) HC₃N is strong towards FIR4
weak in FIR3 and FIR5
- 2) HC₅N is strong in FIR4 and FIR5
undetected in FIR3

Fontani+2017, A&A, 605, 57



RESULTS: HC₃N/HC₅N



MODEL: LTE + $\tau \ll 1$

$$X(\text{HC}_3\text{N}) = 0.5 - 5 \cdot 10^{-11}$$

Line	E_u K	$S\mu^2$ D^2	Integrated flux density			
			FIR4-total Jy km s^{-1}	FIR4-HC ₅ N (red) Jy km s^{-1}	FIR4-lowHC ₅ N (white) Jy km s^{-1}	FIR5 (blue) Jy km s^{-1}
HC ₃ N(9-8)	19.6	124.8	6.0(0.6)	4.0(0.4)	2.0(0.2)	0.46(0.05)
HC ₅ N(31-30)	63.4	581	0.29(0.03)	0.25(0.03)	0.050(0.007)	0.072(0.009)
HC ₃ N/HC ₅ N				4-12	10-30	≤ 6



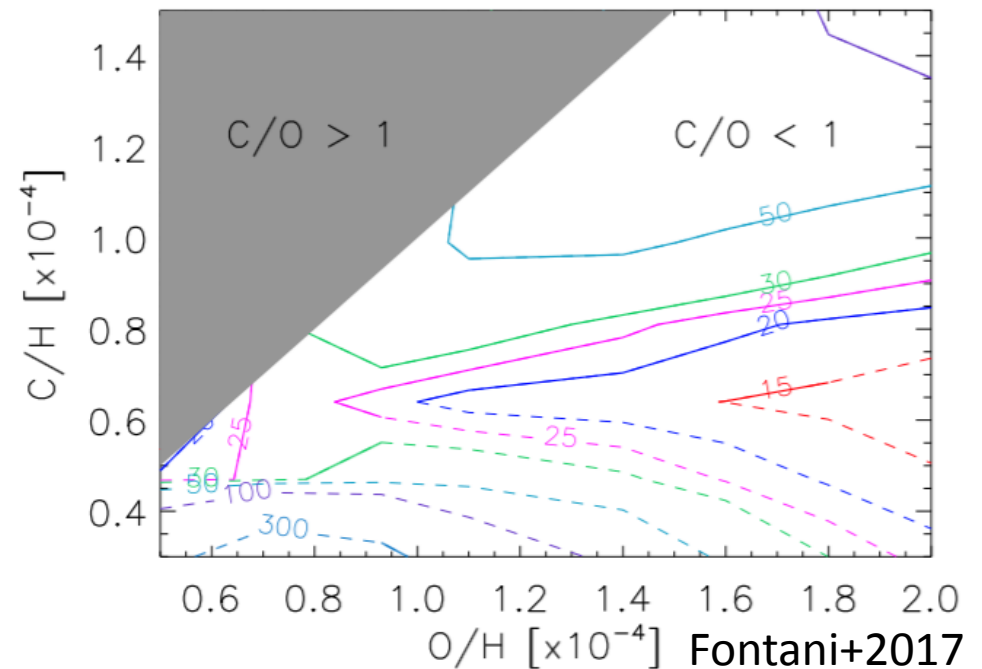
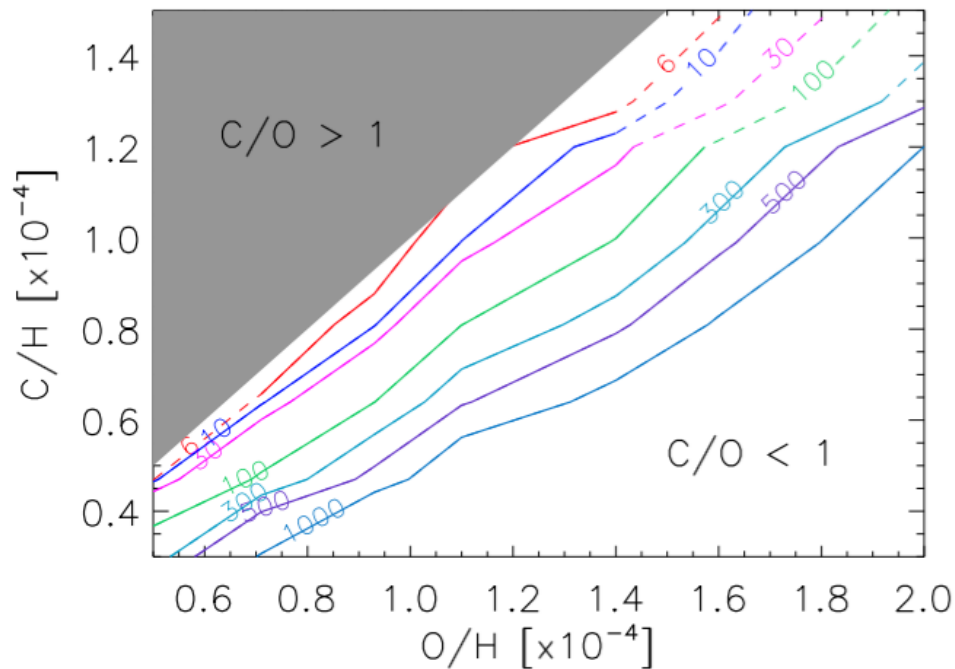
IMPLICATION 1: C/O \sim 1

CASE 1:

$T = 40 \text{ K}$; $n(\text{H}_2) = 1.2 \times 10^6 \text{ cm}^{-3}$
 $t = 3 \times 10^4 \text{ yrs}$; $\zeta = 4 \times 10^{-14} \text{ s}^{-1}$

CASE 2:

$T = 40 \text{ K}$; $n(\text{H}_2) = 1.2 \times 10^6 \text{ cm}^{-3}$
 $t = 1 \times 10^5 \text{ yrs}$; $\zeta = 1 \times 10^{-17} \text{ s}^{-1}$



Fontani+2017

FIR4- HC_5N can be reproduced only if C/O is close to unity

IMPLICATION 2: ζ (CRs ionisation rate) high

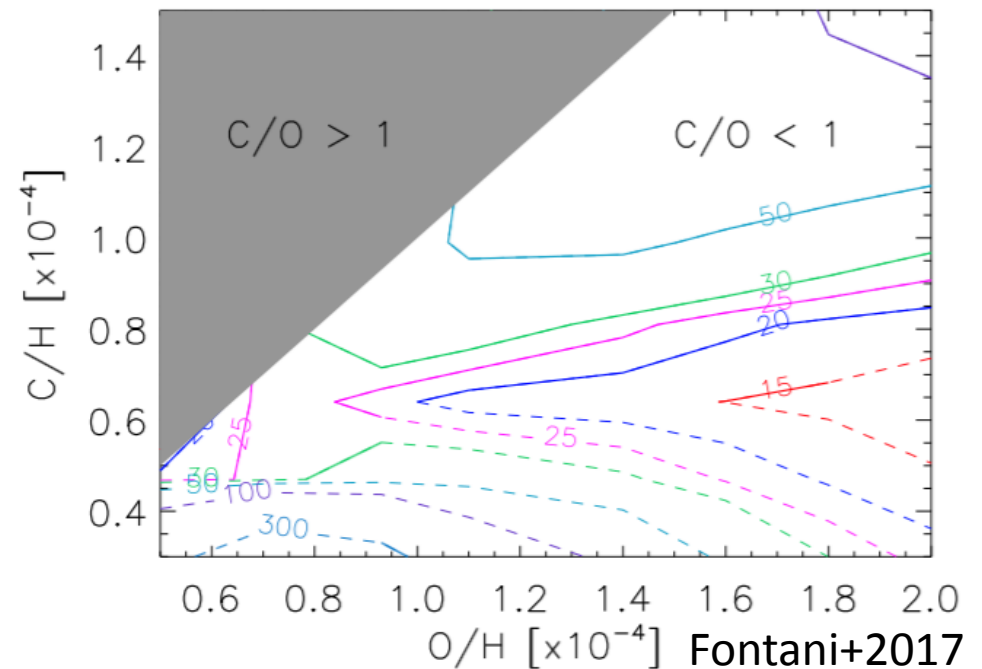
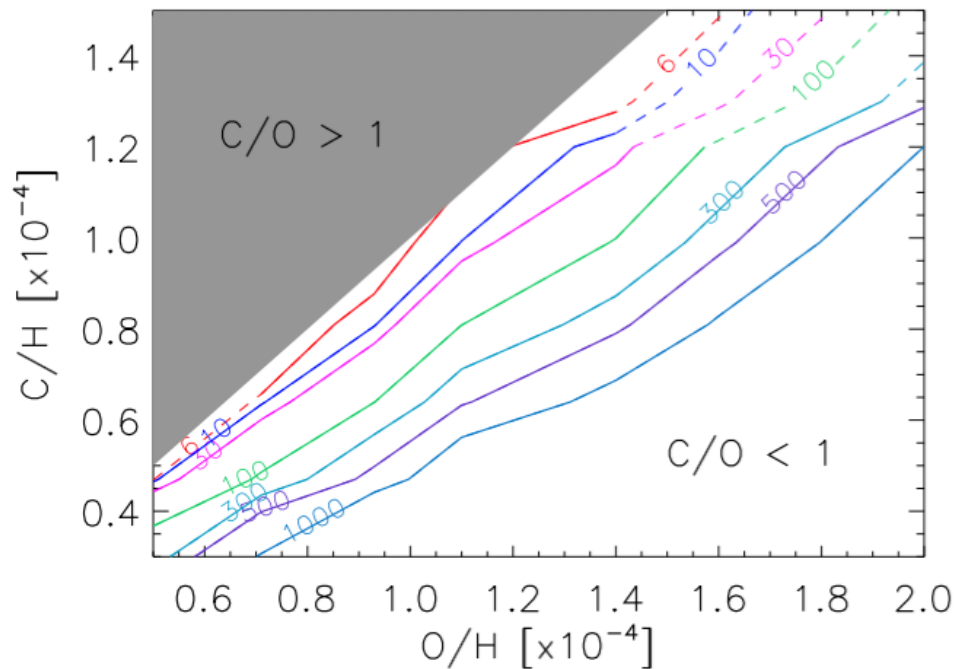


CASE 1:

$T = 40 \text{ K}$; $n(\text{H}_2) = 1.2 \times 10^6 \text{ cm}^{-3}$
 $t = 3 \times 10^4 \text{ yrs}$; $\zeta = 4 \times 10^{-14} \text{ s}^{-1}$

CASE 2:

$T = 40 \text{ K}$; $n(\text{H}_2) = 1.2 \times 10^6 \text{ cm}^{-3}$
 $t = 1 \times 10^5 \text{ yrs}$; $\zeta = 1 \times 10^{-17} \text{ s}^{-1}$



Fontani+2017

FIR4- HC_5N can be reproduced only if ζ is very high: $4 \times 10^{-14} \text{ s}^{-1}$
This value is similar to that found by Ceccarelli+14



IMPLICATION 3: $t < 10^5$ yrs

CASE 1:

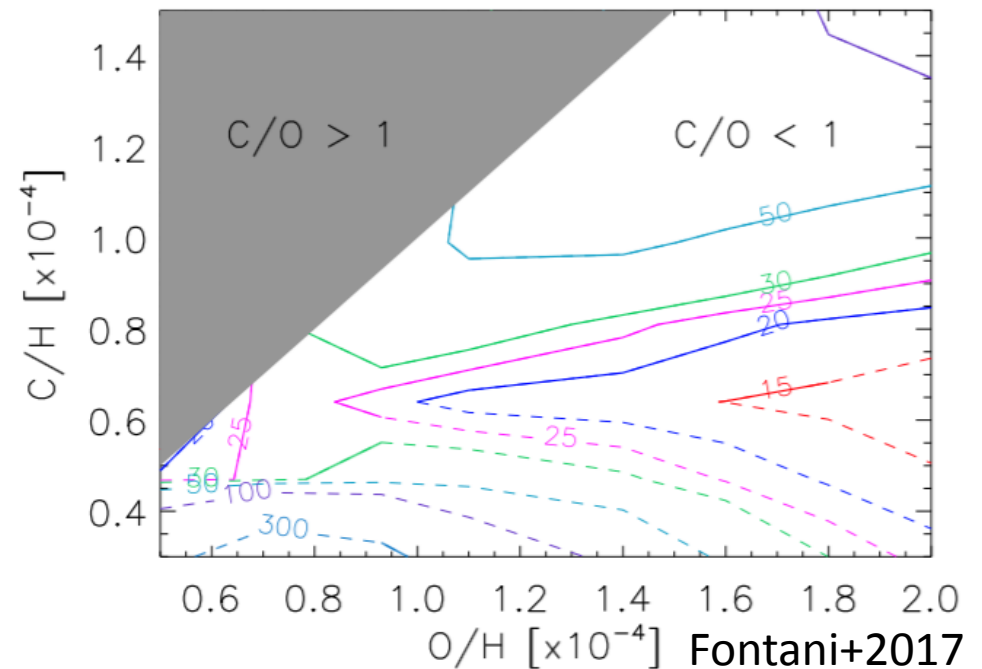
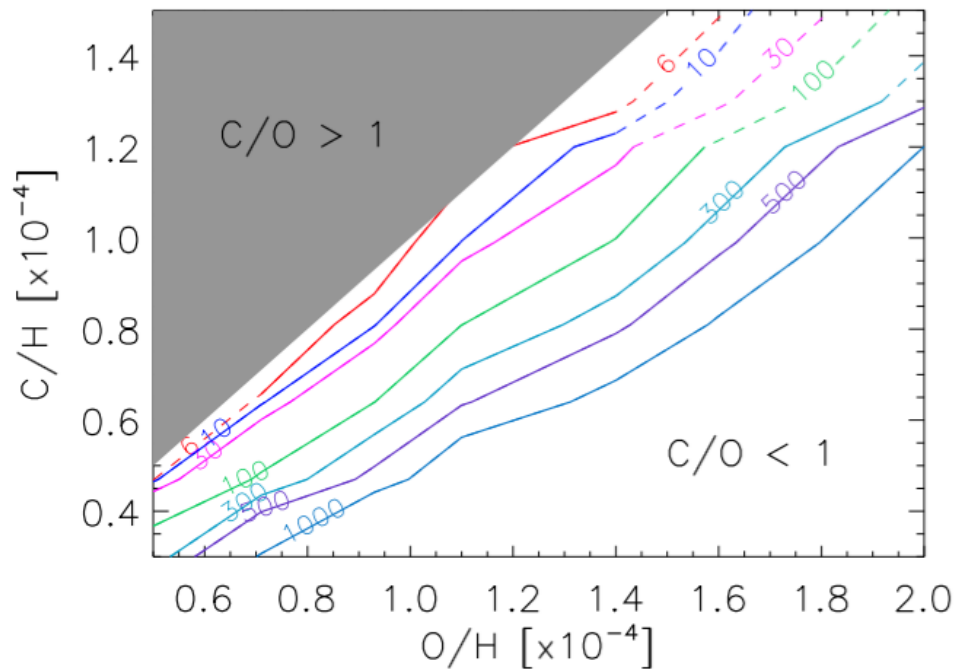
$$T = 40 \text{ K}; n(\text{H}_2) = 1.2 \times 10^6 \text{ cm}^{-3}$$

$$t = 3 \times 10^4 \text{ yrs}; \zeta = 4 \times 10^{-14} \text{ s}^{-1}$$

CASE 2:

$$T = 40 \text{ K}; n(\text{H}_2) = 1.2 \times 10^6 \text{ cm}^{-3}$$

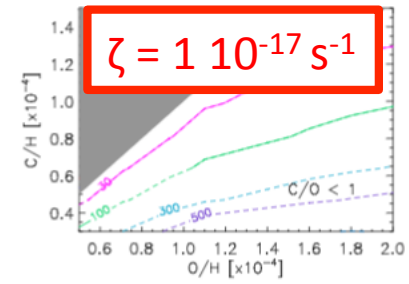
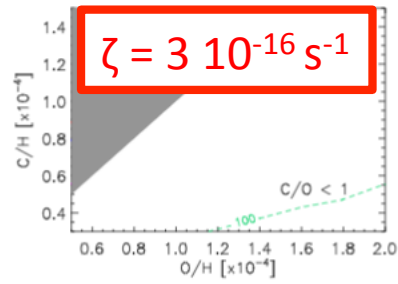
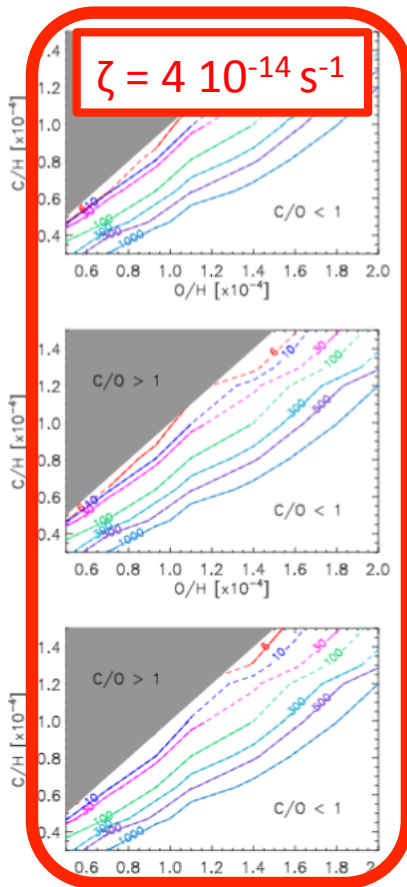
$$t = 1 \times 10^5 \text{ yrs}; \zeta = 1 \times 10^{-17} \text{ s}^{-1}$$



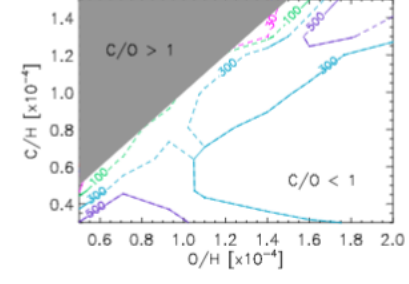
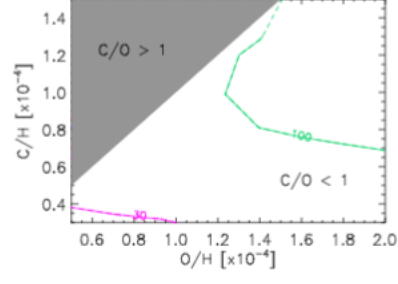
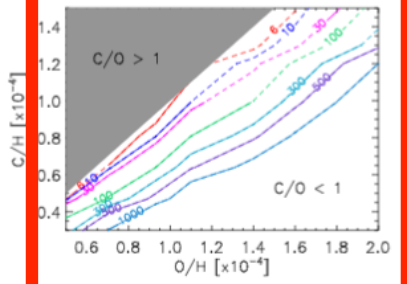
Fontani+2017

FIR4- HC_5N can be reproduced only if $t < 10^5$ yrs

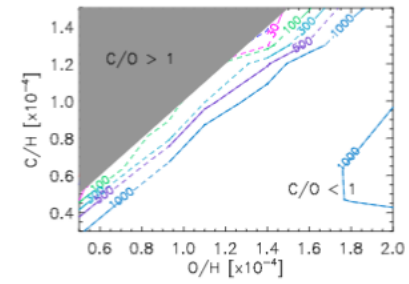
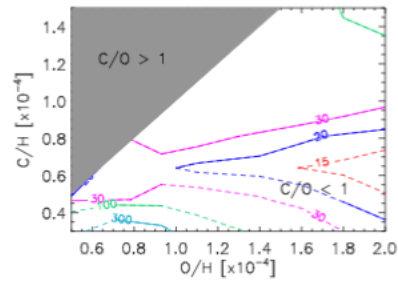
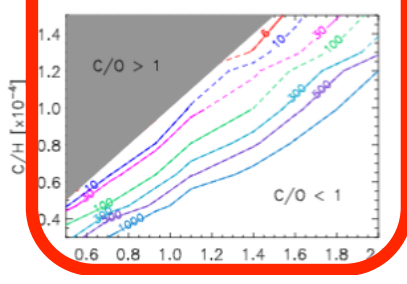
10^4 yrs



$3 \cdot 10^4$ yrs

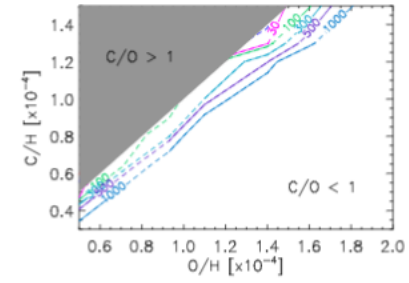
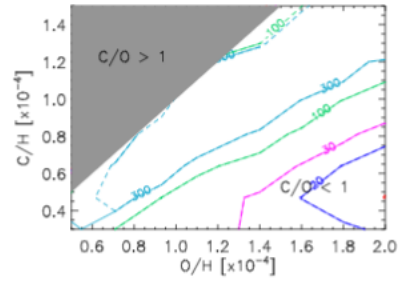
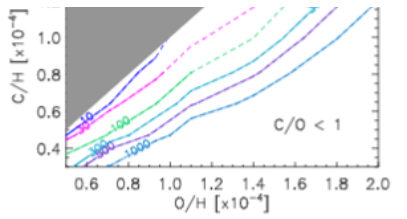


10^5 yrs

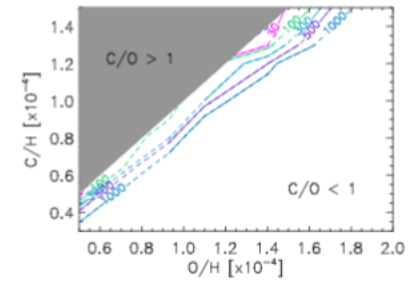
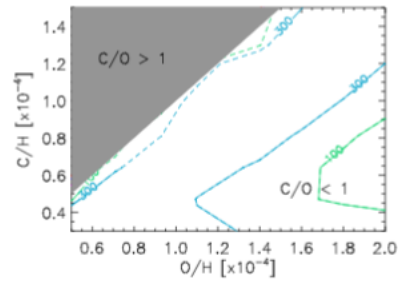
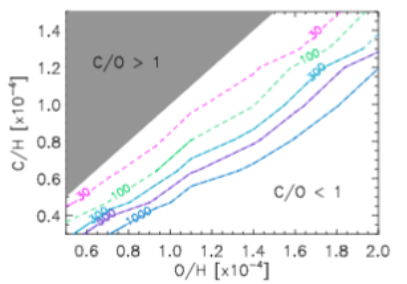


$\text{HC}_3\text{N}/\text{HC}_5\text{N} < 10$

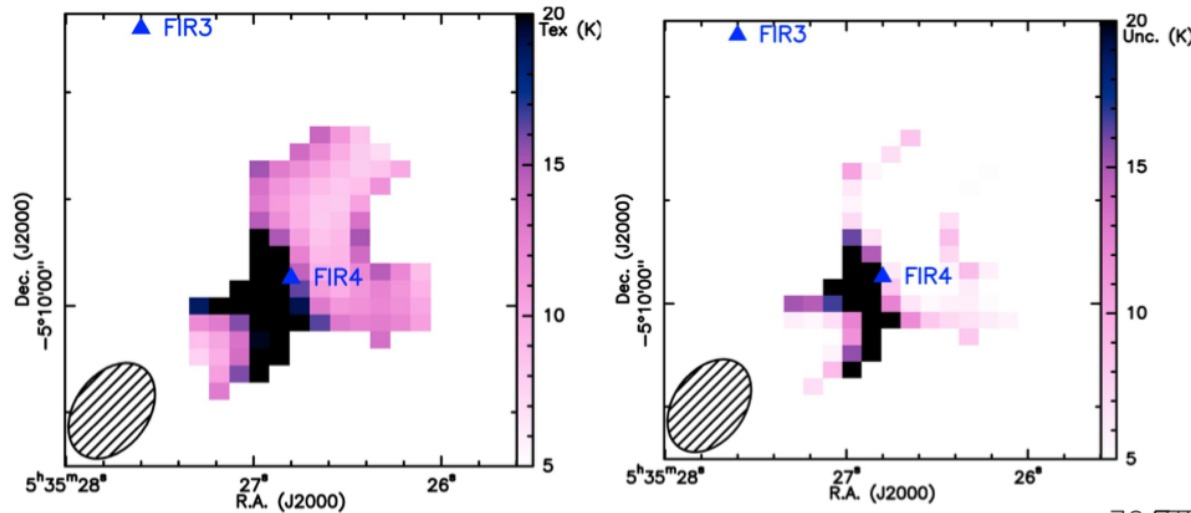
$3 \cdot 10^5$ yrs



10^6 yrs

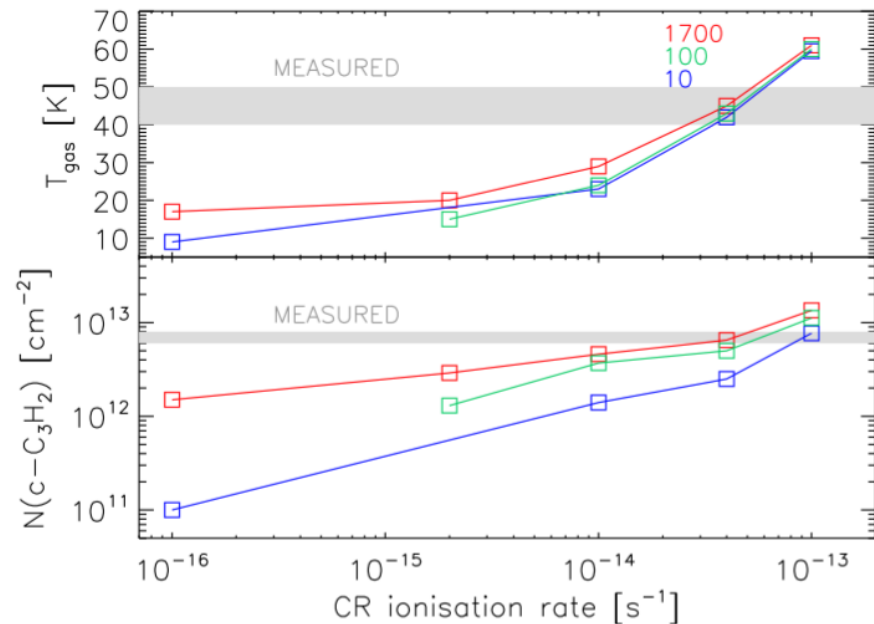


NOEMA SOLIS observations of $c\text{-C}_3\text{H}_2$



**No significant
excitation temperature
gradients**

**Intense FUV field
&
large flux of CR**





CONCLUSIONS



- ✓ $\text{HC}_3\text{N}/\text{HC}_5\text{N} < 10$ can be reproduced only with high $\zeta \rightarrow$ **energetic particles needed**
- ✓ The sources of these particles **promote Carbon chain growth**
- ✓ ...then our **Sun**, exposed to a similar dose of energetic particles, **could have experienced a similar Carbon chain growth (??)**