

Deuteration and fractionation in prestellar cores and  
IRDCs from an observational point of view

Charlotte Vastel  
(IRAP, Toulouse, France)

Florence, October 11th, 2016

# Elemental abundances

	Solar system	local ISM
D/H	$1.94 \cdot 10^{-5}$ (a)	$1.6 \cdot 10^{-5}$ (c)
$^{12}\text{C}/^{13}\text{C}$	89.3 (a)	$69 \pm 6$ (c)
$^{14}\text{N}/^{15}\text{N}$	$441 \pm 6$ (b)	$338 \pm 32$ (c)
$^{16}\text{O}/^{18}\text{O}$	499 (a)	$557 \pm 30$ (c)
$^{18}\text{O}/^{17}\text{O}$	5.4 (a)	$3.6 \pm 0.2$ (c)
$^{32}\text{S}/^{34}\text{S}$	22.5 (a)	$24 \pm 5$ (d)
$^{34}\text{S}/^{33}\text{S}$	5.6 (a)	$6.3 \pm 1.0$ (d)
$^{28}\text{Si}/^{29}\text{Si}$	19.7 (a)	
$^{29}\text{Si}/^{30}\text{Si}$	1.5 (a)	1.5 (c)

(a) Lodders, ApJ 591, 1220, 2003

(b) Marty et al. 2011, Science 332, 1533

(c) Wilson, 1999 Rep. Progress Phys. 62, 143

(d) Chin et al, 1996, A&A 305, 960

**Gradient of  $^{12}\text{C}/^{13}\text{C}$ ,  $^{16}\text{O}/^{18}\text{O}$ ,  $^{14}\text{N}/^{15}\text{N}$  as a function of distance from the Galactic Center,  $D_{GC}$**

## Detected Deuterated species

HD, ND, HDO, D<sub>2</sub>O, NH<sub>2</sub>D, <sup>15</sup>NH<sub>2</sub>D, ND<sub>2</sub>H, ND<sub>3</sub>, DCN, DNC, C<sub>2</sub>D, HDCO, D<sub>2</sub>CO, CH<sub>2</sub>DOH, CH<sub>3</sub>OD, CHD<sub>2</sub>OH, CD<sub>3</sub>OH, c-C<sub>3</sub>HD, c-C<sub>3</sub>D<sub>2</sub>, CH<sub>3</sub>C<sub>2</sub>D, CH<sub>2</sub>DC<sub>2</sub>H, CH<sub>2</sub>DCN, HDS, HDCS, D<sub>2</sub>CS, C<sub>4</sub>D, l-C<sub>4</sub>HD, DC<sub>3</sub>N, DC<sub>5</sub>N  
H<sub>2</sub>D<sup>+</sup>, D<sub>2</sub>H<sup>+</sup>, DCO<sup>+</sup>, D<sup>13</sup>CO<sup>+</sup>, CH<sub>2</sub>D<sup>+</sup>, NH<sub>3</sub>D<sup>+</sup>, N<sub>2</sub>D<sup>+</sup>

## Detected <sup>13</sup>C species

<sup>13</sup>CO, <sup>13</sup>CN, <sup>13</sup>CS, H<sup>13</sup>CN, HN<sup>13</sup>C, H<sub>2</sub><sup>13</sup>CO, <sup>13</sup>CH<sub>3</sub>OH, H<sup>13</sup>COOH, <sup>13</sup>CCH, C<sup>13</sup>CH, c-H<sup>13</sup>CC<sub>2</sub>H, c-HCC<sup>13</sup>CH, <sup>13</sup>CC<sub>3</sub>H, C<sup>13</sup>CC<sub>2</sub>H, C<sub>2</sub><sup>13</sup>CCH, C<sub>3</sub><sup>13</sup>CH, <sup>13</sup>CC<sub>2</sub>N, C<sup>13</sup>CCN, C<sub>2</sub><sup>13</sup>CN, H<sup>13</sup>CC<sub>2</sub>N, HC<sup>13</sup>CCN, HC<sub>2</sub><sup>13</sup>CN, <sup>13</sup>CH<sub>2</sub>NH, NH<sub>2</sub><sup>13</sup>CHO, H<sub>2</sub><sup>13</sup>CCHCN, H<sub>2</sub>C<sup>13</sup>CHCN, H<sub>2</sub>C<sub>2</sub>H<sup>13</sup>CN, <sup>13</sup>CH<sub>3</sub>CN, CH<sub>3</sub><sup>13</sup>CN, C<sub>2</sub>H<sub>5</sub><sup>13</sup>CN, <sup>13</sup>CH<sub>3</sub>CH<sub>2</sub>CN, CH<sub>3</sub><sup>13</sup>CH<sub>2</sub>CN, H<sub>2</sub><sup>13</sup>CS, O<sup>13</sup>CS, C<sup>13</sup>CCS, <sup>13</sup>CH<sup>+</sup>, H<sup>13</sup>CO<sup>+</sup>

## Detected <sup>15</sup>N species

C<sup>15</sup>N, HC<sup>15</sup>N, H<sup>15</sup>NC, <sup>15</sup>NH<sub>3</sub>, CH<sub>3</sub>C<sup>15</sup>N, HC<sub>3</sub><sup>15</sup>N, C<sub>2</sub>H<sub>5</sub>C<sup>15</sup>N, <sup>15</sup>NNH<sup>+</sup>, <sup>15</sup>NNH<sup>+</sup>

## Detected $^{18}\text{O}$ species

$\text{C}^{18}\text{O}$ ,  $^{13}\text{C}^{18}\text{O}$ ,  $^{18}\text{OH}$ ,  $\text{H}_2^{18}\text{O}$ ,  $\text{H}_2\text{C}^{18}\text{O}$ ,  $\text{CH}_3^{18}\text{OH}$ ,  $\text{Si}^{18}\text{O}$ ,  $\text{S}^{18}\text{O}$ ,  $^{18}\text{OCS}$ ,  $\text{HC}^{18}\text{O}^+$

## Detected $^{17}\text{O}$ species

$\text{C}^{17}\text{O}$ ,  $^{13}\text{C}^{17}\text{O}$ ,  $\text{S}^{17}\text{O}$ ,  $\text{HC}^{17}\text{O}^+$

## Detected $^{34}\text{S}$ and $^{33}\text{S}$ species

$\text{C}^{34}\text{S}$ ,  $^{34}\text{SO}$ ,  $\text{H}_2^{34}\text{S}$ ,  $\text{H}_2\text{C}^{34}\text{S}$ ,  $\text{C}_3^{34}\text{S}$ ,  $^{34}\text{SO}_2$ ,  $\text{OC}^{34}\text{S}$ ,  $\text{Si}^{34}\text{S}$ ,  $^{30}\text{Si}^{34}\text{S}$ ,  $^{29}\text{Si}^{34}\text{S}$ ,  $\text{C}^{33}\text{S}$ ,  $^{33}\text{SO}$ ,  $^{33}\text{SO}_2$ ,  $\text{H}_2^{33}\text{S}$ ,  $\text{OC}^{33}\text{S}$ ,  $\text{Si}^{33}\text{S}$ ,  $\text{H}_2\text{C}^{33}\text{S}$

## Detected $^{30}\text{Si}$ and $^{29}\text{Si}$ species

$^{30}\text{SiO}$ ,  $^{30}\text{SiC}_2$ ,  $^{30}\text{SiS}$ ,  $^{29}\text{SiS}$

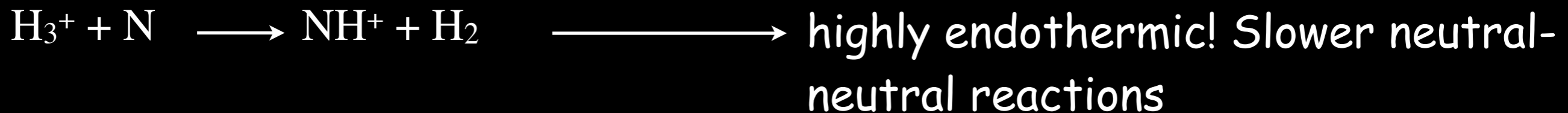
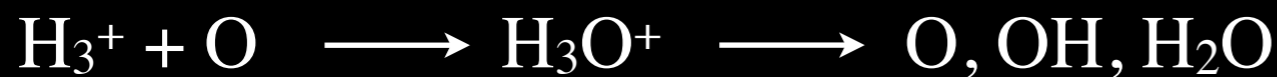
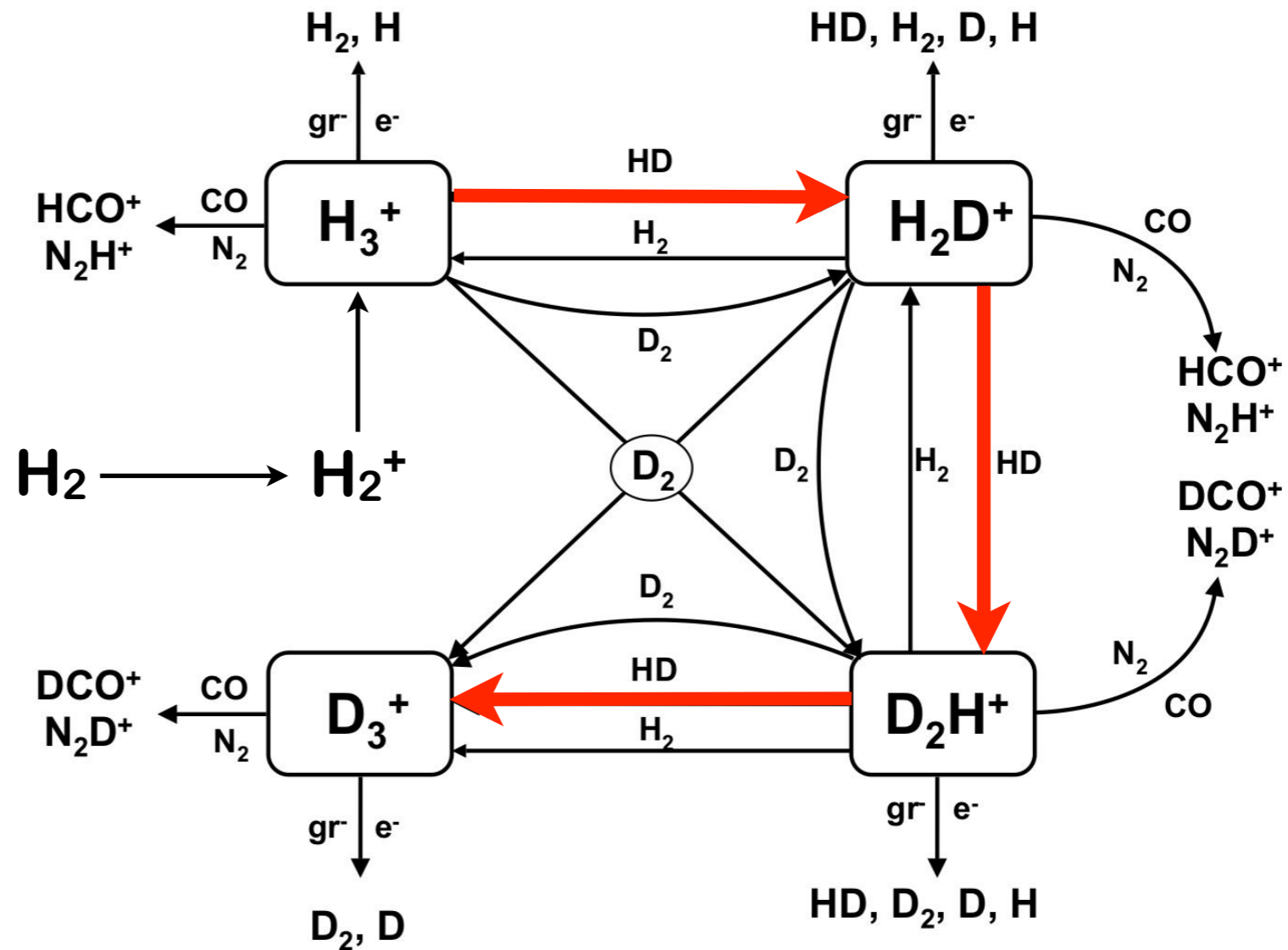
# Astrochemistry in the dense and cold gas

Deuterated molecules are useful diagnostic tools for studying the cold and dense environments where stars are born.

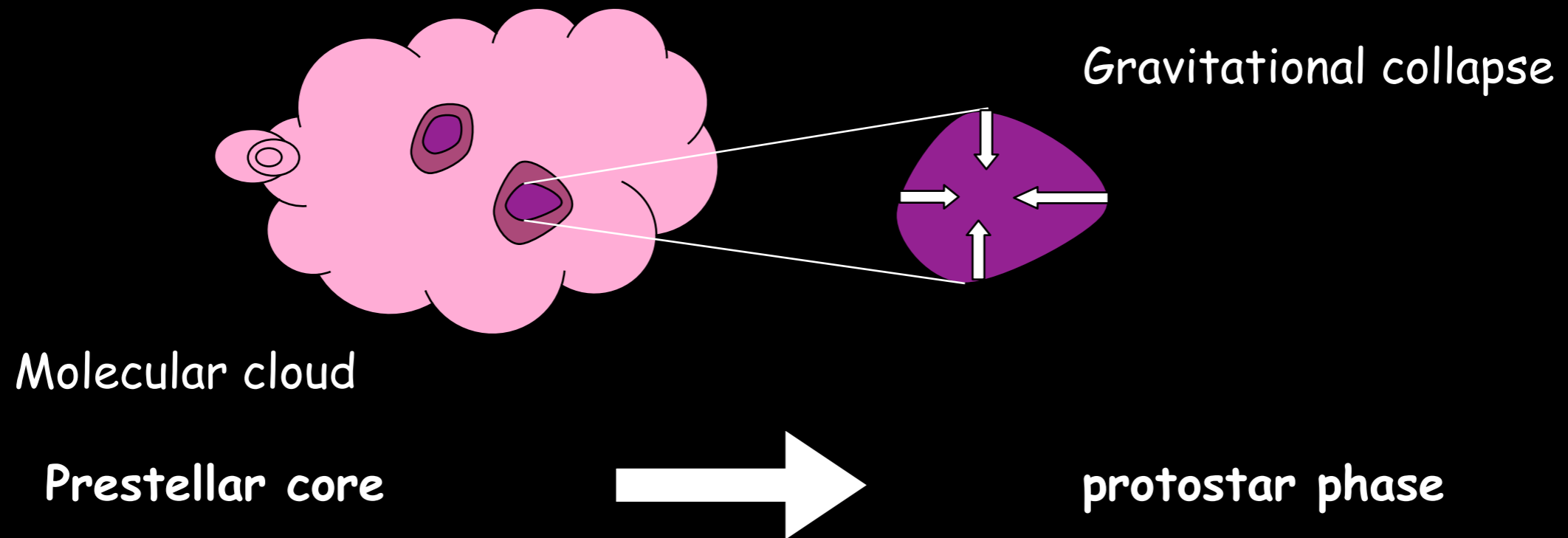
Low-mass: Caselli+ 2002, Crapsi+ 2007

High-mass: Fontani+ 06,09,11; Pillai+ 07,12

$T \leq 20 \text{ K}$

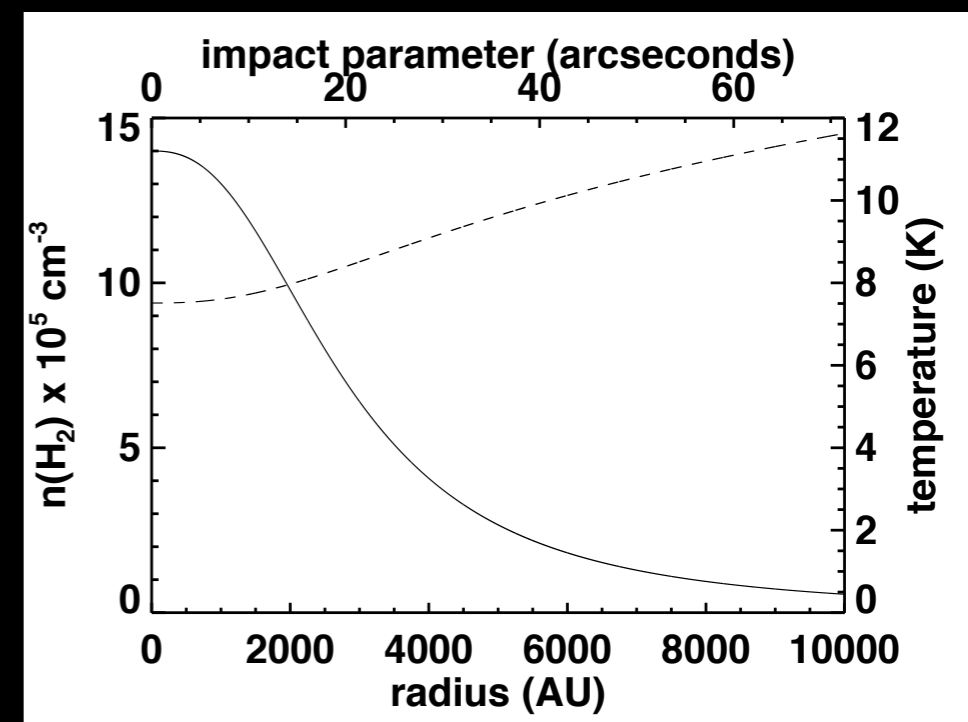


# Prestellar cores

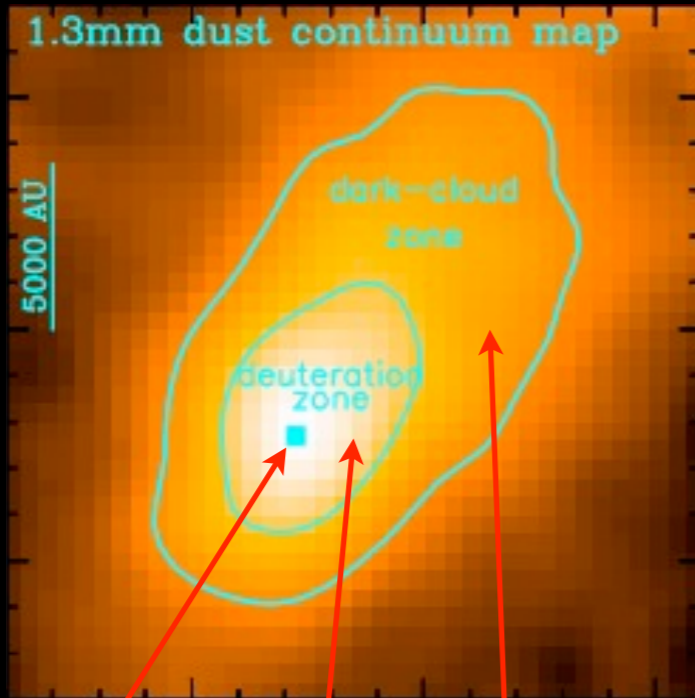


Prestellar cores provide the original reservoir of material from which future planetary systems are built

- Low  $T_{\text{gas}}$  and  $T_{\text{dust}}$  ( $< 10$  K)
- High density ( $\geq 10^5 \text{ cm}^{-3}$ )
- Typical lifetime  $\sim 10^5$  years
- Strong mm emissivity; absorption NIR, MIR
- High deuterium fractionation

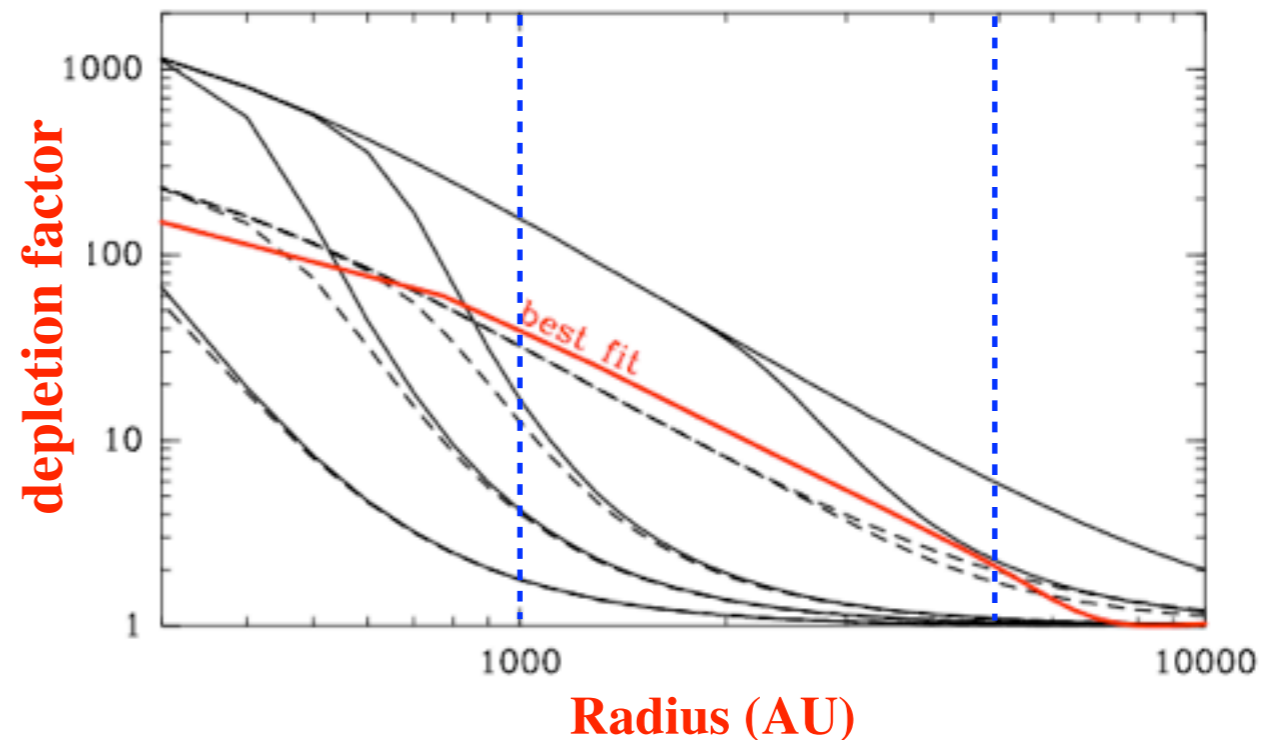
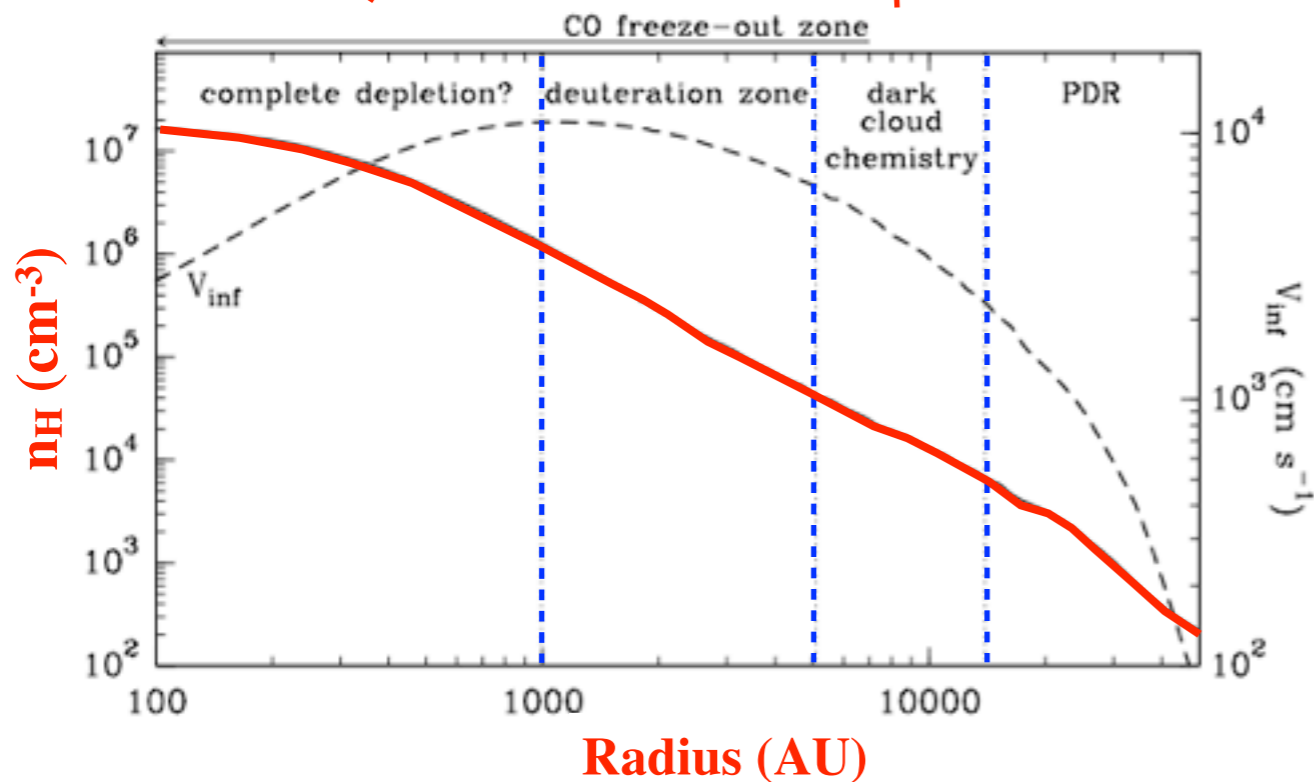


# Prestellar cores

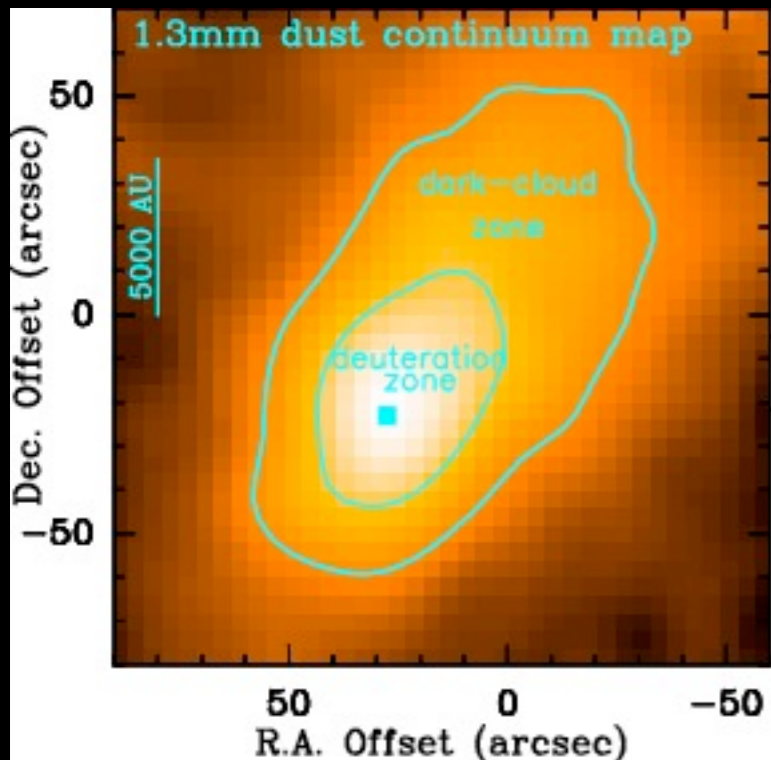


Dark-cloud zone						
c.r.	H <sub>2</sub>	C	2H <sub>2</sub>	O	e <sup>-</sup>	
H <sub>2</sub>	→ H <sub>2</sub> <sup>+</sup>	→ H <sub>3</sub> <sup>+</sup>	→ CH <sup>+</sup>	→ CH <sub>3</sub> <sup>+</sup>	→ HCO <sup>+</sup>	→ CO
C	N	H <sub>3</sub> <sup>+</sup>	N <sub>2</sub> H <sup>+</sup>			
N	→ CN	→ N <sub>2</sub>	↙	NH <sup>+</sup>	→ NH <sub>4</sub> <sup>+</sup>	→ NH <sub>3</sub>
		He <sup>+</sup>	↘	3H <sub>2</sub>		
Deuteration zone						
H <sub>3</sub> <sup>+</sup>	→ <sup>HD</sup> H <sub>2</sub> D <sup>+</sup>	→ <sup>HD</sup> D <sub>2</sub> H <sup>+</sup>	→ <sup>HD</sup> D <sub>3</sub> <sup>+</sup>	(gas deuteration)		
freeze-out of neutral species						
D/H increases → surface deuteration						

Caselli et al. 2011, Keto & Caselli 2010



# L1544: a prototypical isolated prestellar core



## Many first detections:

- $\text{H}_2\text{D}^+$  (Caselli et al. 2004)
- $\text{H}_2\text{O}$  (Caselli et al. 2010, 2012)
- $c\text{-C}_3\text{D}_2$  (Spezzano et al. 2013)
- HDCCC (Spezzano et al. 2016)

## Deuteration as a chemical clock?

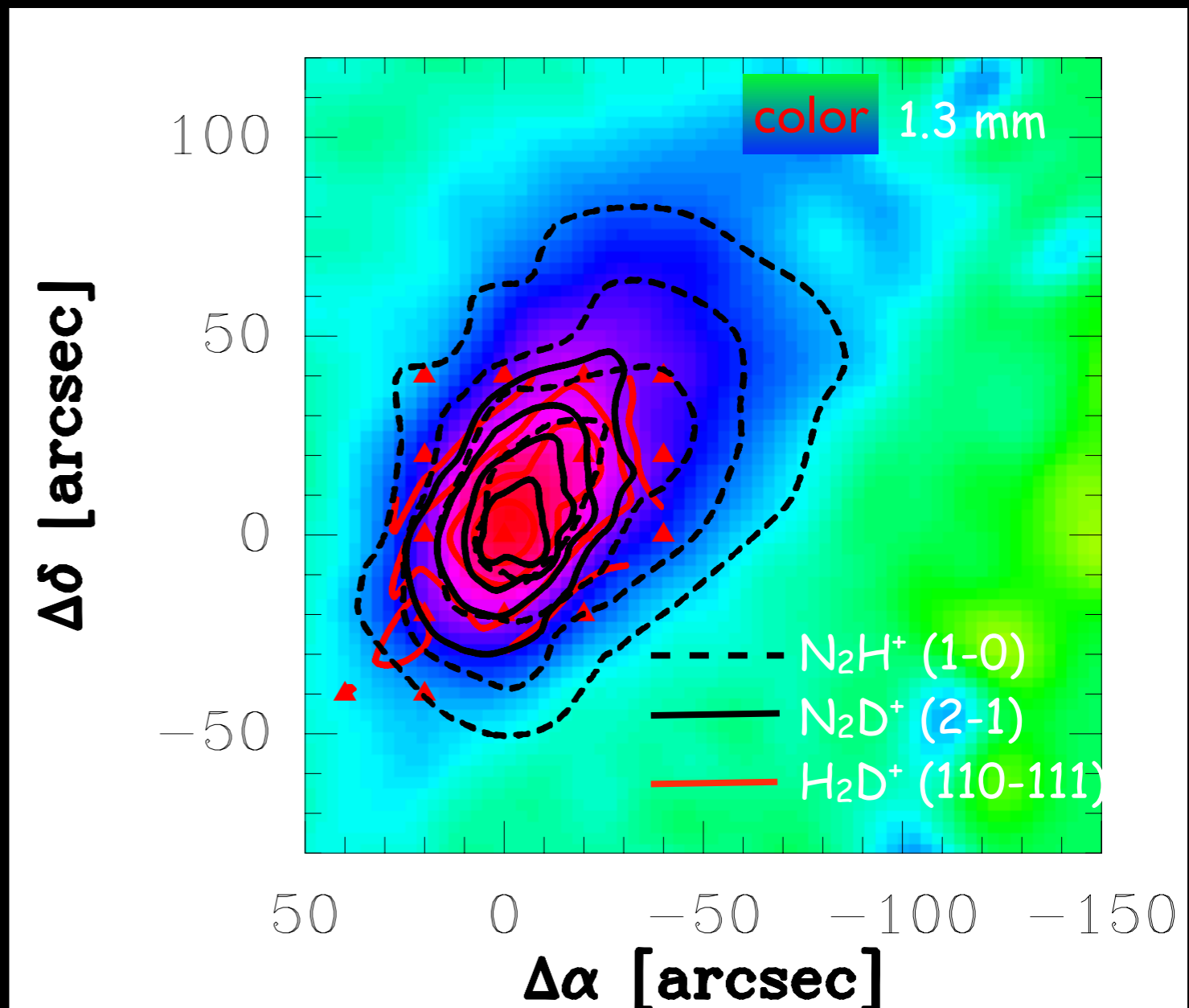
$$D_{\text{frac}}(\text{N}_2\text{H}^+) = 0.2$$

3-5  $10^5$  years ( $6-10 \times t_{\text{ff}}$ )

(depending on  $\text{H}_2$  OPR)

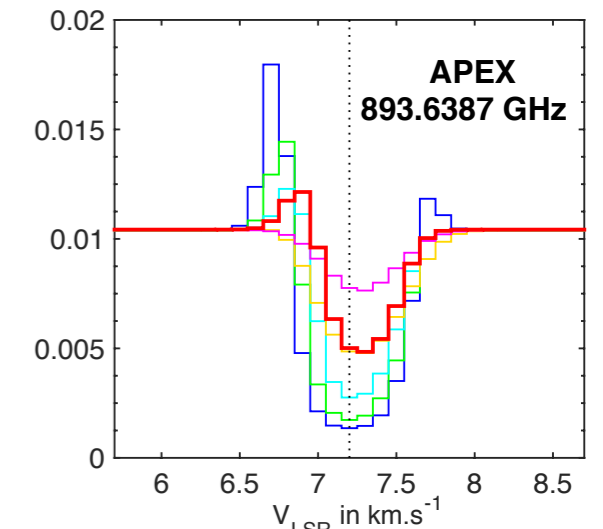
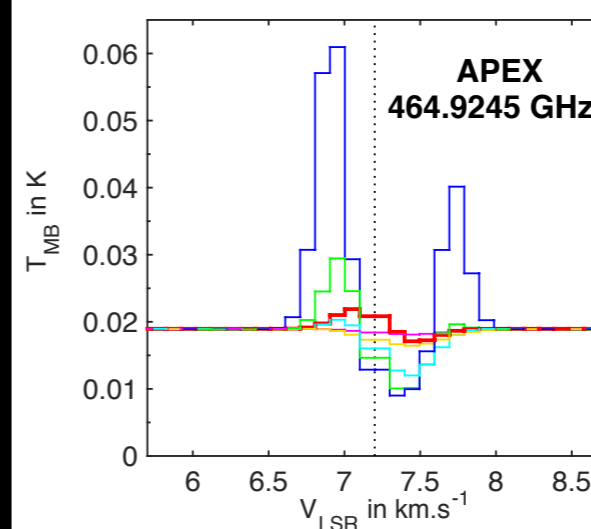
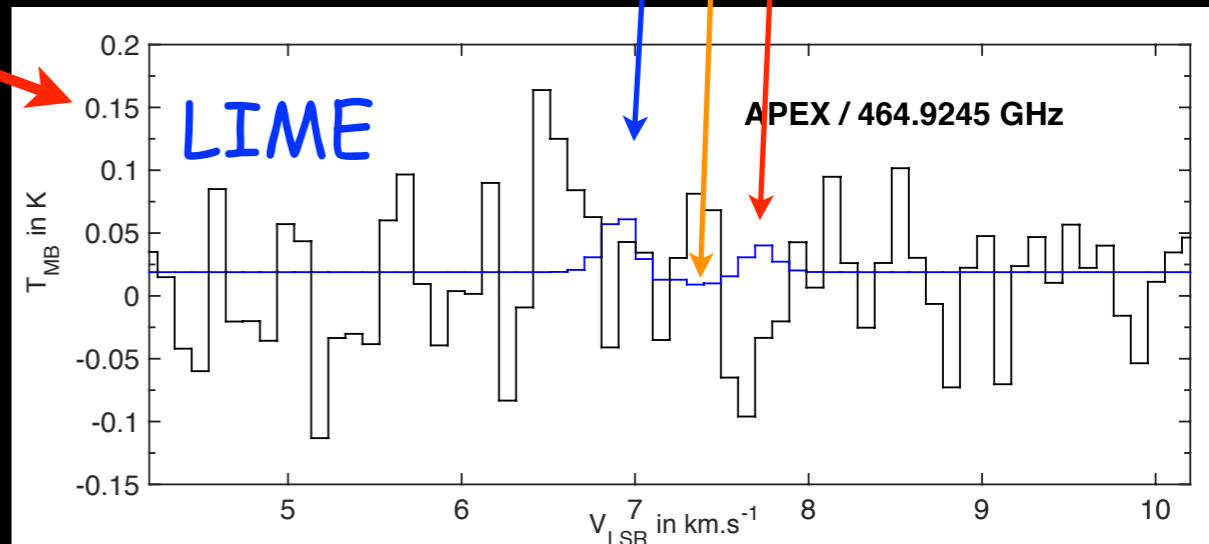
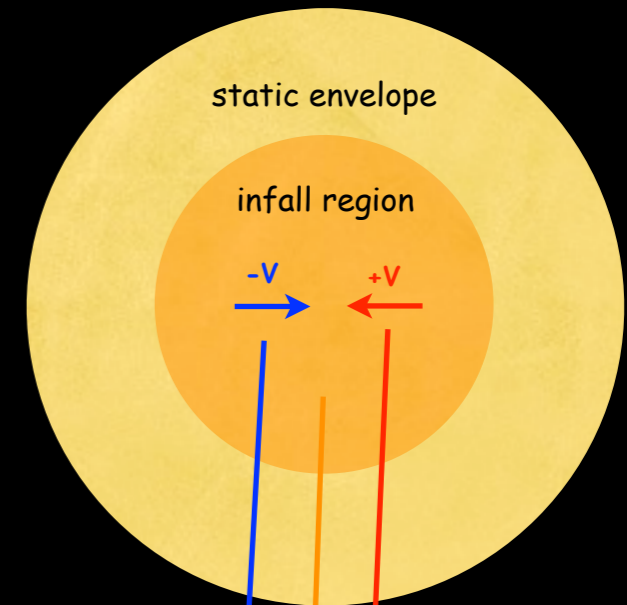
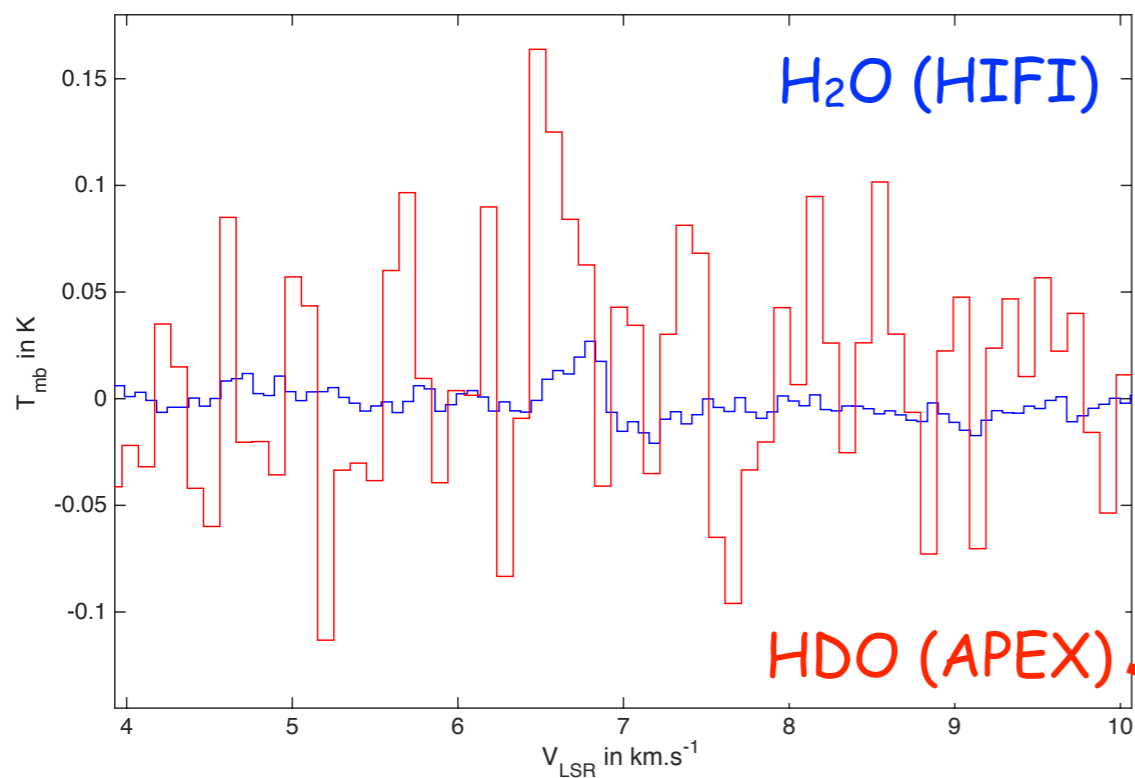
Very slow contraction  
(ambipolar diffusion)

Kong+2015



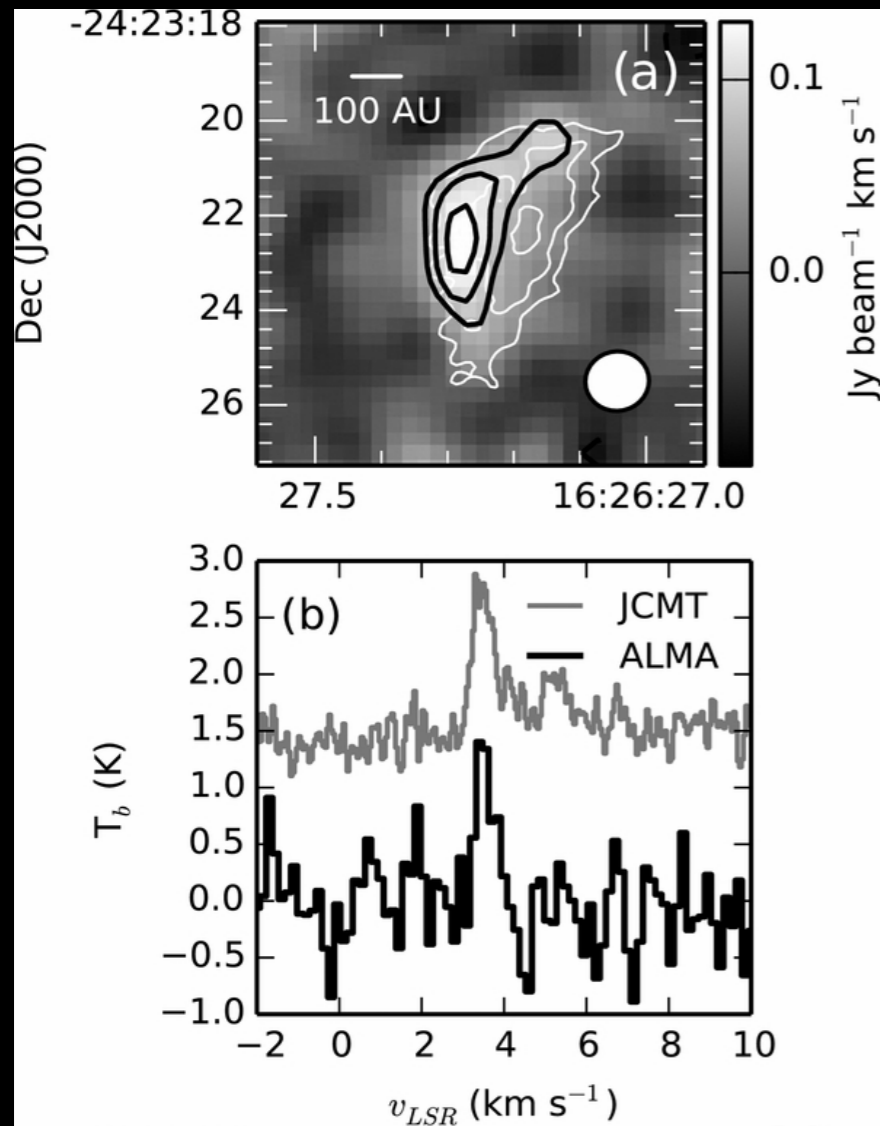


# Deuterated water in prestellar cores



- Detection limits!
- ALMA: extended emission
- Need of a detailed benchmark among different radiative transfer codes for this particular problem of water in prestellar cores.

# High spatial resolution of $\text{H}_2\text{D}^+$



## Friesen et al. 2014:

Integrated  $\text{H}_2\text{D}^+$   $1_{10-11}$  intensity (black contours) toward the SM1N core (grayscale) at  $1.3''$  (FWHM) resolution. White contours show the continuum emission

ALMA (black) and JCMT (gray)  $\text{H}_2\text{D}^+$  spectra toward SM1N.

These data observationally reveal the earliest stages of the formation of circumstellar accretion regions and agree with theoretical predictions that disk formation can occur very early in the star formation process, coeval with or just after the formation of a first hydrostatic core or protostar.

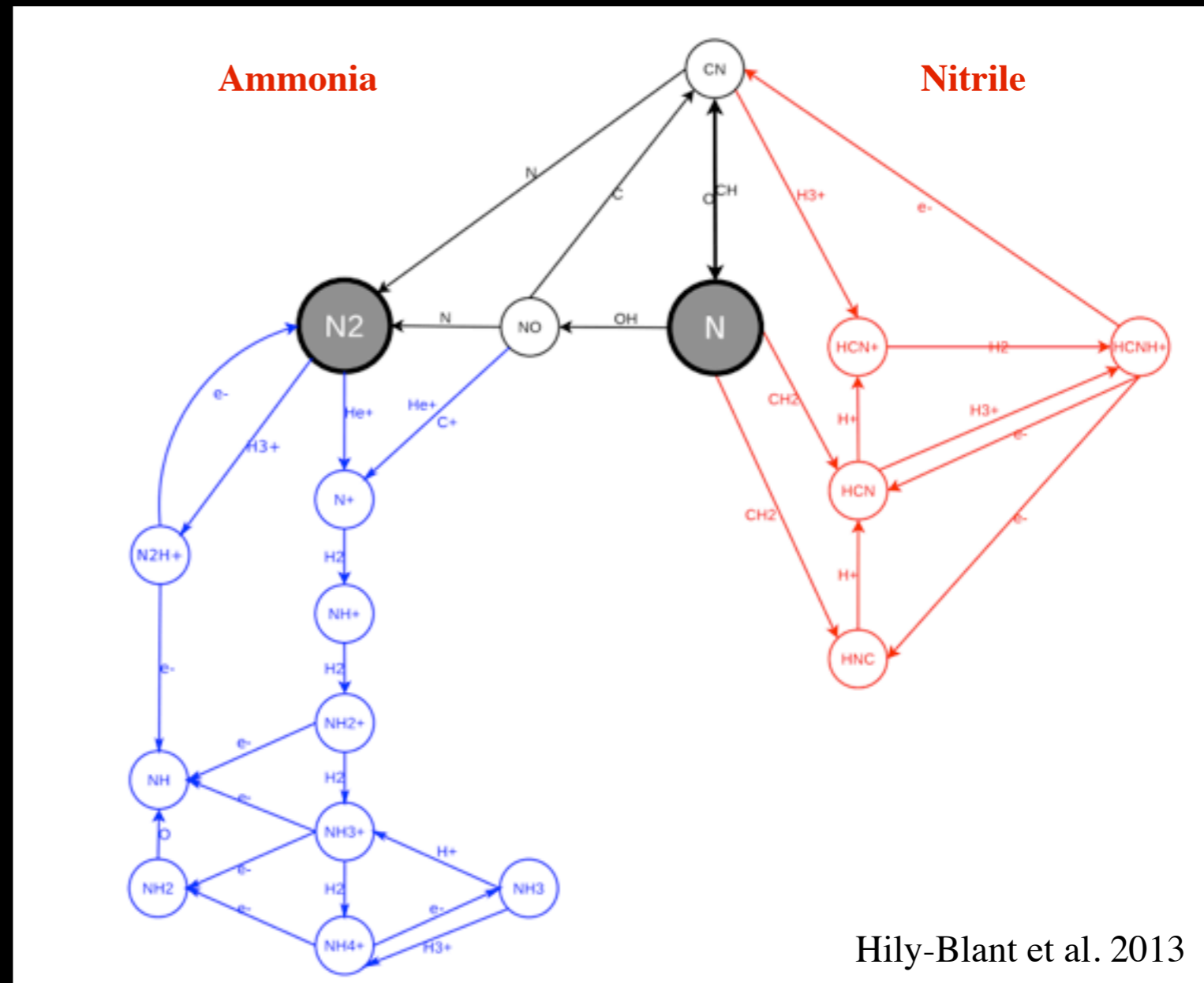
# Nitrogen fractionation in L1544

Nitrile-bearing species (molecule carrying the -CN group or its isomer) have been found to be considerably enriched in  $^{15}\text{N}$  (Ikeda+2002; Milam & Charnley 2012; Hily-Blant+2013):

Low  $^{14}\text{N}/^{15}\text{N} \sim 260$  (HCN)

whereas ammonia derivatives show no  $^{15}\text{N}$  enhancements or even a substantial depletion:

High  $^{14}\text{N}/^{15}\text{N} > 700$  ( $\text{NH}_2\text{D}$ : Gérin+09;  $\text{N}_2\text{H}^+$ : Bizzocchi+2013)



Hily-Blant et al. 2013

Nitriles derive from atomic nitrogen, while ammonia is formed via  $\text{N}^+$ , which in turns come from  $\text{N}_2$ . The chemical networks responsible for their  $^{15}\text{N}$  enrichment are thus well separated.

# Nitrogen fractionation in L1544

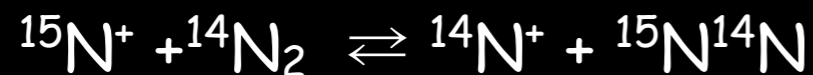
$^{15}\text{N}$ -enrichment of ammonia is highly sensitive to the  $\text{H}_2$  ortho-to-para (OPR) ratio, while the fractionation evolution of nitriles is not significantly affected (Wirstrom+12).

The production of  $\text{NH}_3$  is initiated by the ion-neutral reaction:

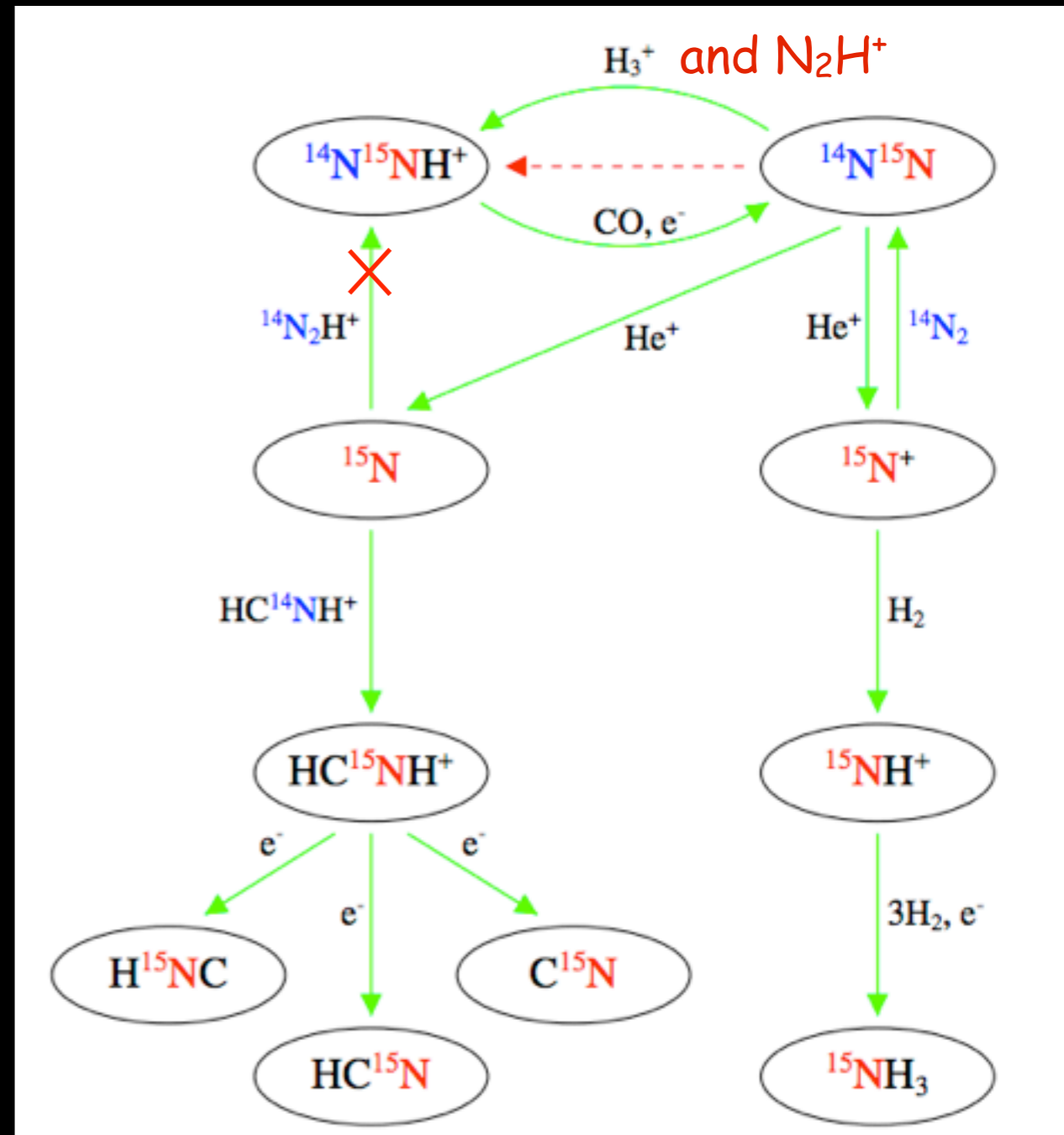


whose activation energy barrier of  $\sim 200$  K can be efficiently overcome by the o- $\text{H}_2$  internal energy.

On the other hand, ammonia fractionation gets much less efficient as the OPR decreases, and then an increasing quantity of  $^{15}\text{N}^+$  is circulated back into molecular nitrogen by the equilibrium:



Interdependence of C and N chemistries




Wirstrom+2012  
Roueff+2015

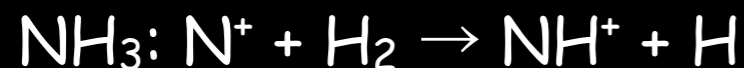
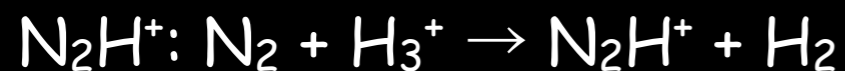
# Nitrogen fractionation in L1544

Bizzocchi+10:  $^{14}\text{N}/^{15}\text{N} \sim 446 \pm 71$   
( $\text{N}^{15}\text{NH}^+$ , LTE)

Bizzocchi+13:  $^{14}\text{N}/^{15}\text{N} \sim 1000 \pm 200$   
( $^{15}\text{N}_2\text{H}^+$ , non LTE)  
Gérin+09:  $^{14}\text{N}/^{15}\text{N} > 700$   
( $\text{NH}_2\text{D}$ )



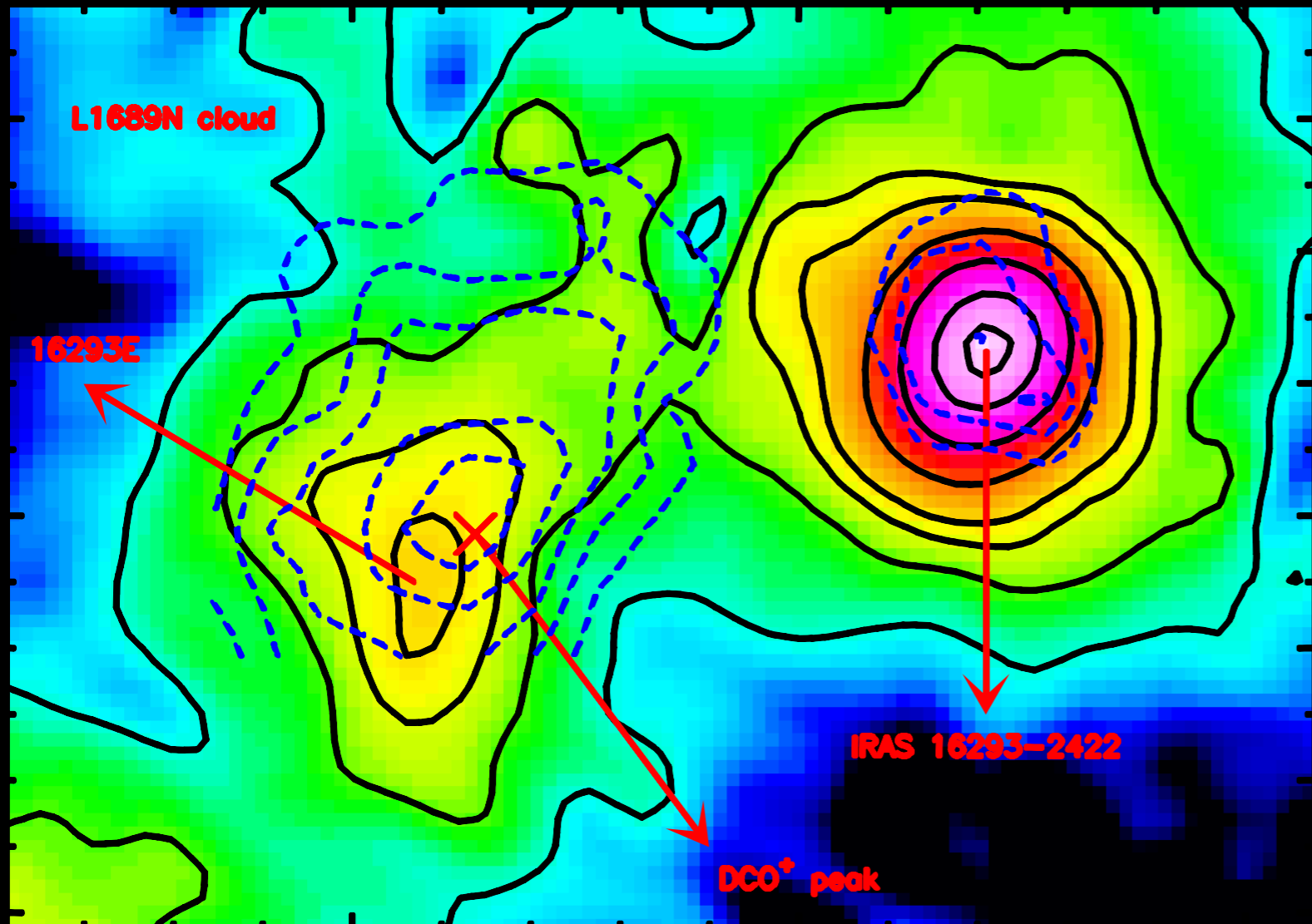
Common fractionation pathway for the two molecules: not consistent with chemical models, which predicted small or no  $^{15}\text{N}$  fractionation of  $\text{N}_2\text{H}^+$ .  
Depletion?



depends on the  $\text{H}_2$  OPR

A way to reconcile our observational results with chemical modelling is to allow selective freeze-out of  $^{15}\text{N}$  in some molecular form (possibly  $^{15}\text{N}^{14}\text{N}$ ) on the surface of dust grains, something that needs to be tested in future models that include  $^{15}\text{N}$ -bearing species and surface chemistry, as well with laboratory work.

# Influence of the environment: 16293E



D-ammonia:

Lis+ 2002, 2006, Roueff+ 2015

H<sub>2</sub>D<sup>+</sup>, D<sub>2</sub>H<sup>+</sup>:

Vastel+ 2004, 2012

ND:

Bacman+ 2016

Interferometric ND<sub>3</sub>, N<sub>2</sub>D<sup>+</sup>:

Lis+ 2016

Daniel+ 16:  $\text{N}_2\text{H}^+ / \text{N}^{15}\text{NH}^+ \sim 330$  comparable to the elemental isotope ratio inferred for the local ISM : no chemical fractionation.

Indeed, the most recent gas-phase network of Roueff+ 15 suggests that the fractionation reaction of  $^{15}\text{N}$  with  $\text{N}_2\text{H}^+$  is inefficient due to the presence of an activation barrier. However, cannot explain the L1544 observations.

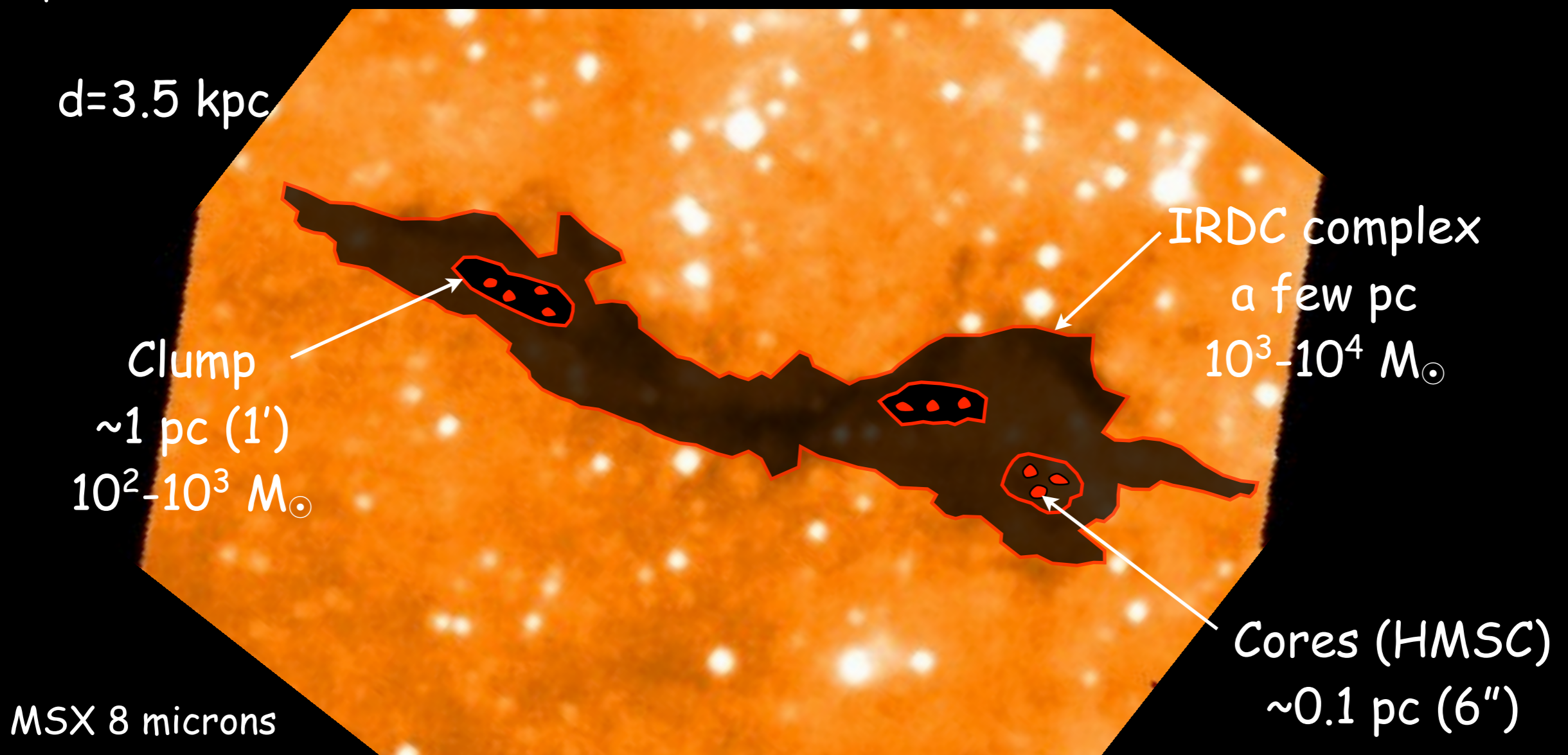


Temperature dependance?

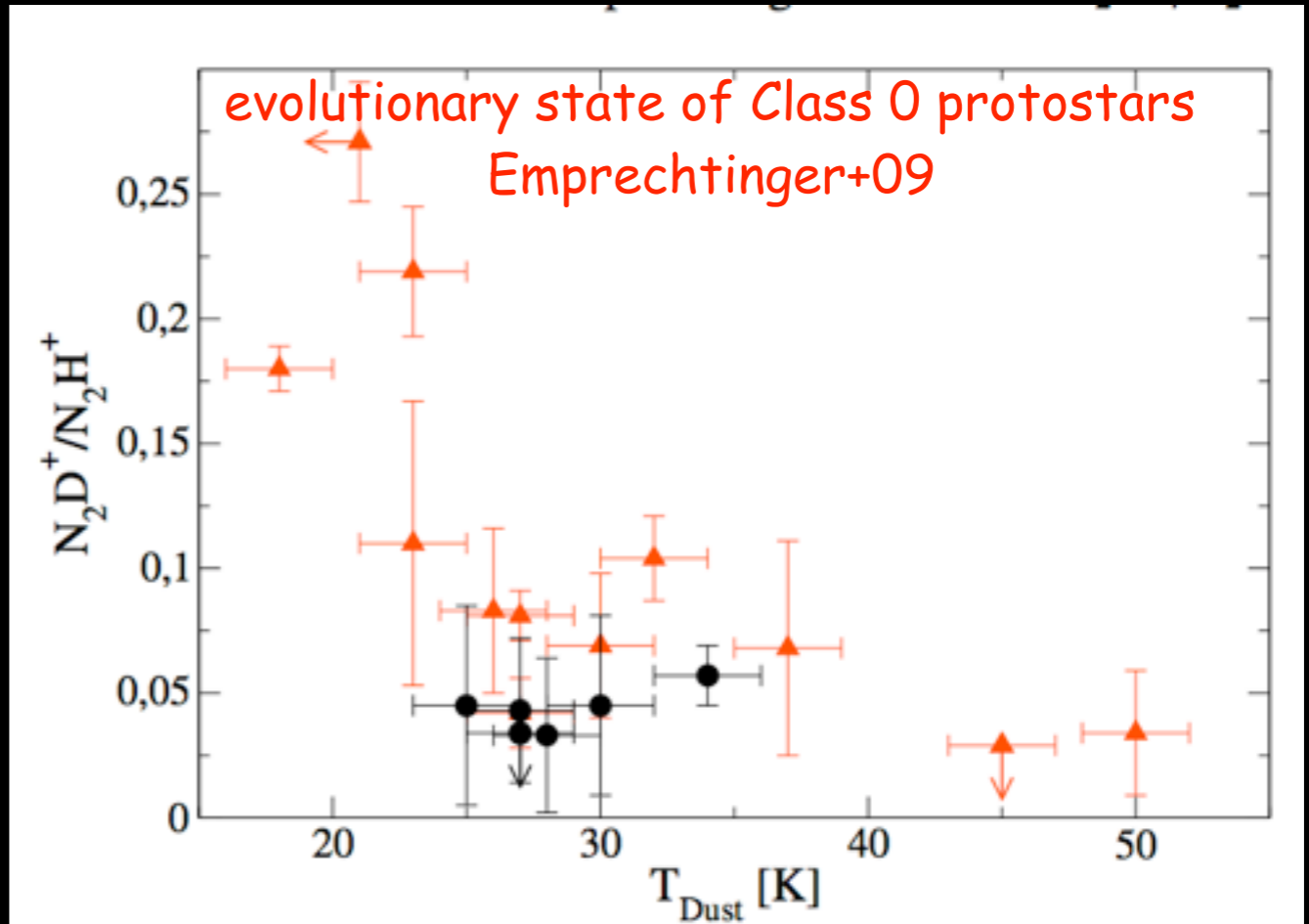
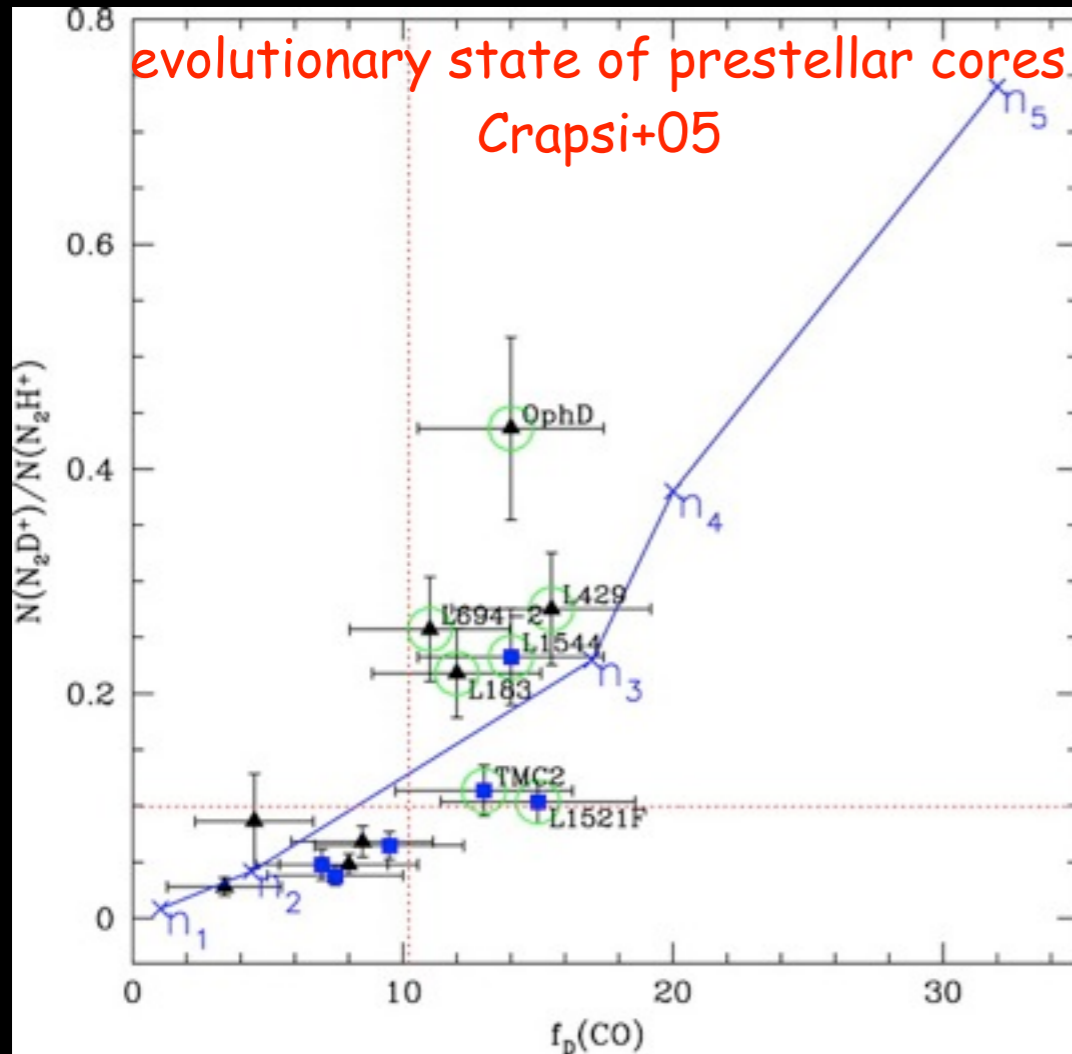
# Massive vs low-mass prestellar core?

The sites of initial conditions of massive star birth are difficult to study. Infrared dark clouds (IRDCs) are dense ( $n_{\text{H}_2} \sim 10^5 \text{ cm}^{-3}$ ), cold molecular clouds ( $T < 20\text{K}$ ), with masses  $100\text{-}1000 M_{\odot}$ , seen in silhouette against  $8\mu\text{m}$  Galactic plane emission.

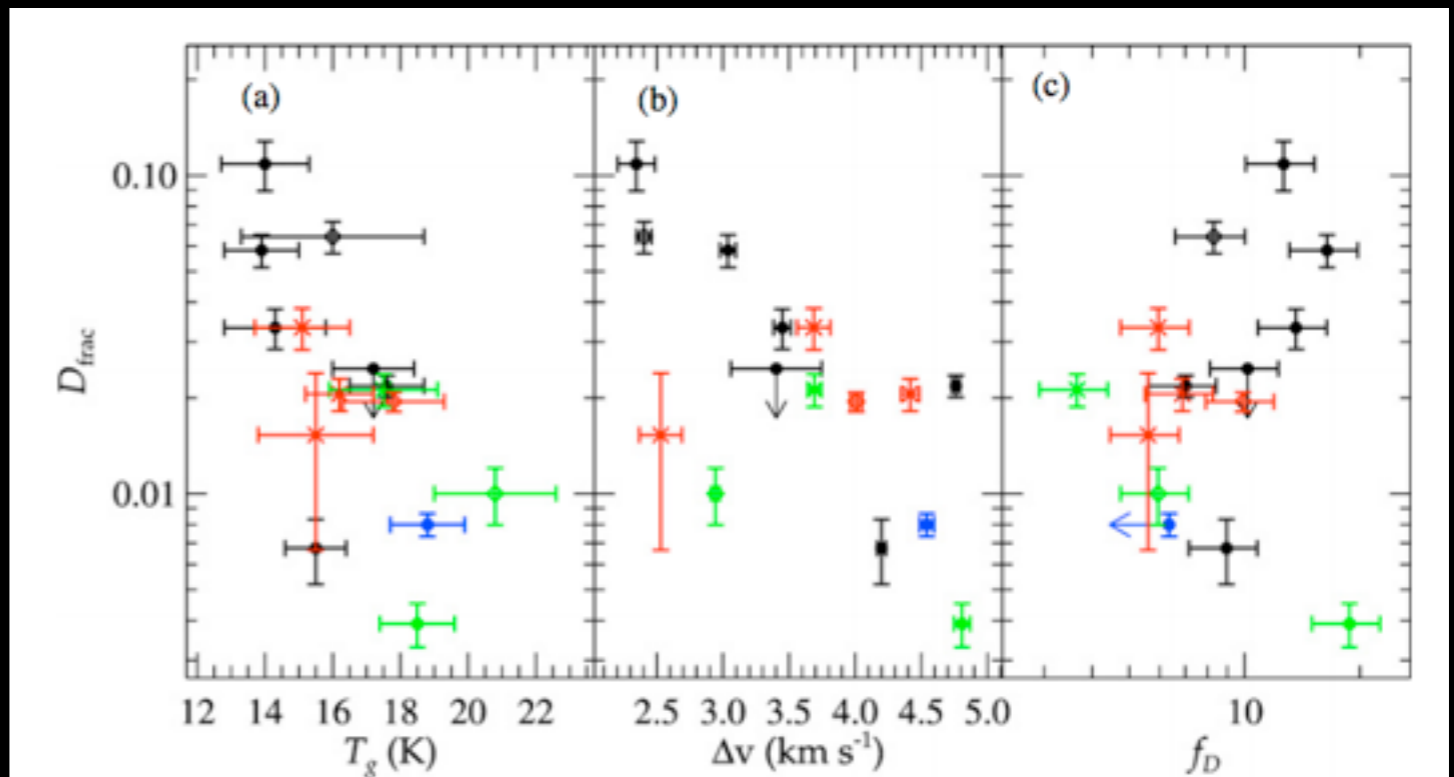
Pillai et al. (2007) detected high deuteration in IRDC clumps, evidence of very low temperatures.



$D_{\text{frac}}^{\text{N}_2\text{H}^+}$  as an evolutionary indicator in the low and high-mass star formation process?



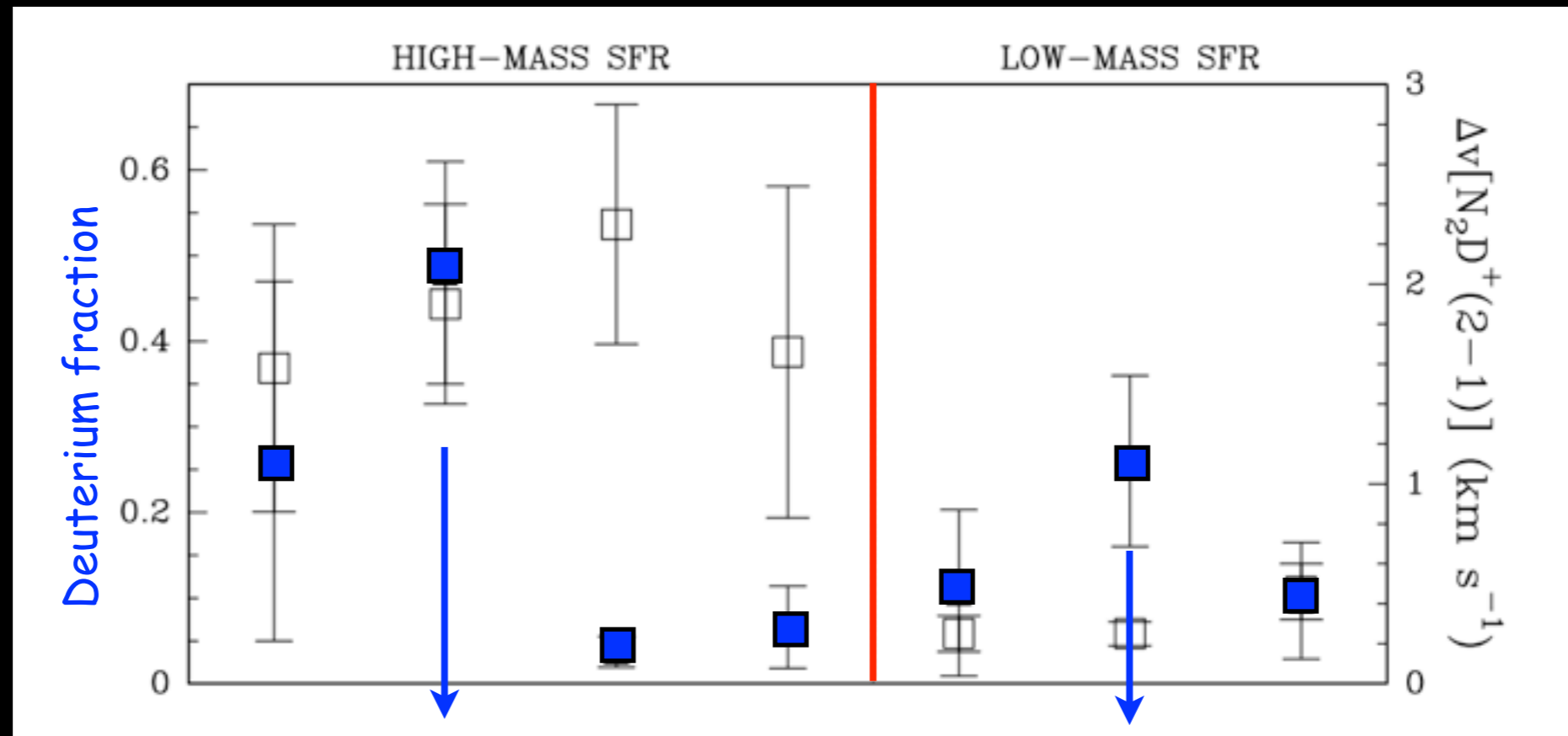
evolutionary state for high-mass star forming regions  
Chen+11





# Massive vs low-mass prestellar core?

Differences: widespread  $\text{NH}_3$  and  $\text{N}_2\text{H}^+$  emission, presence of large scale SiO emission (shocks across the whole length of filament), higher pressure (larger line widths). But high deuteration.



Caselli 2014  
Fontani+11,15  
Crapsi+2005

high-mass starless cores in warm IRDCs

high-mass starless cores in cold IRDCs

high-mass protostellar objects

Ultra Compact HII regions

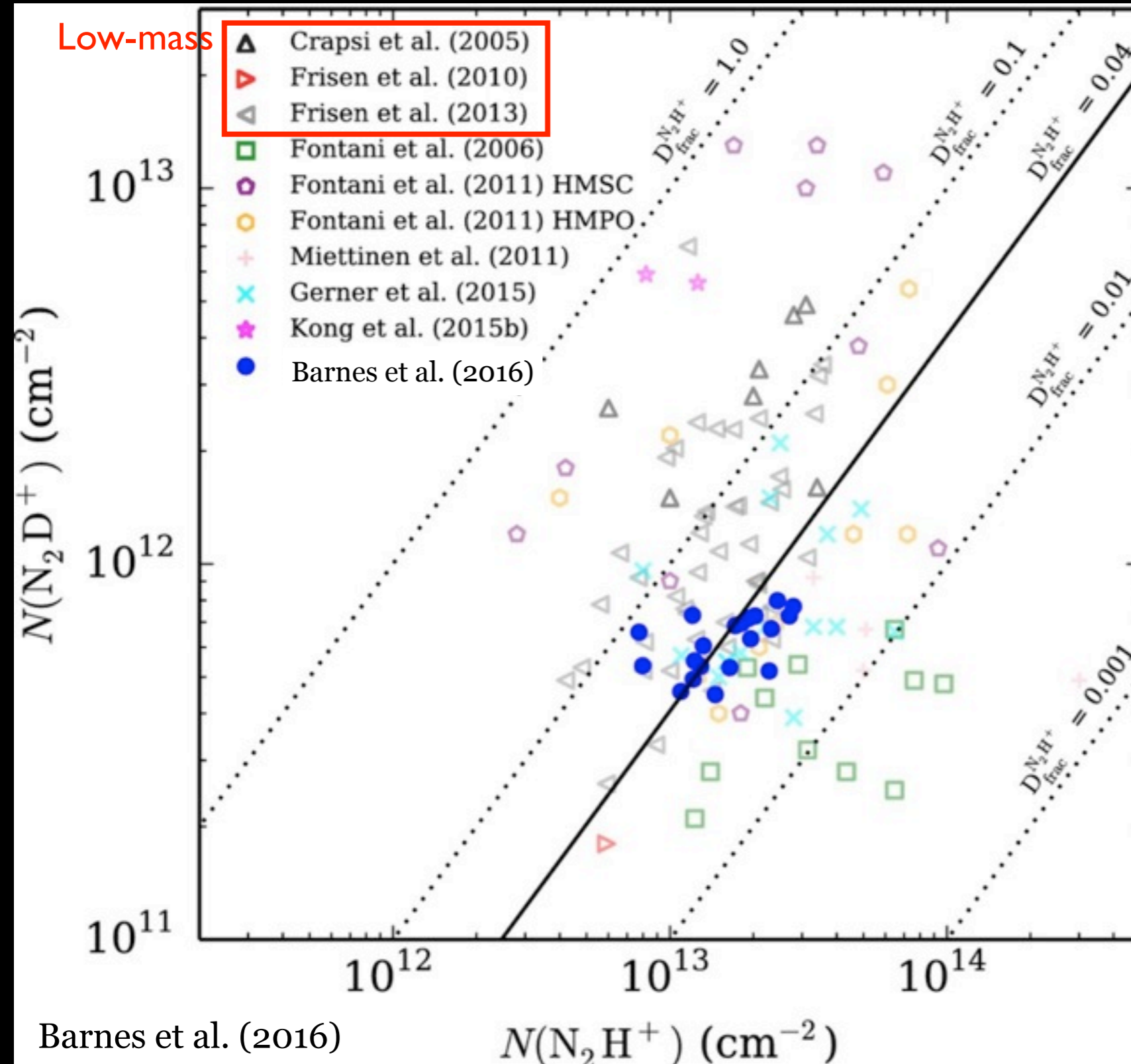
Low-mass starless cores

Low-mass pre-stellar cores

Class 0 sources

$D_{\text{frac}}^{\text{N}_2\text{H}^+}$  as an evolutionary indicator in the low and high-mass star formation process?

Low-mass



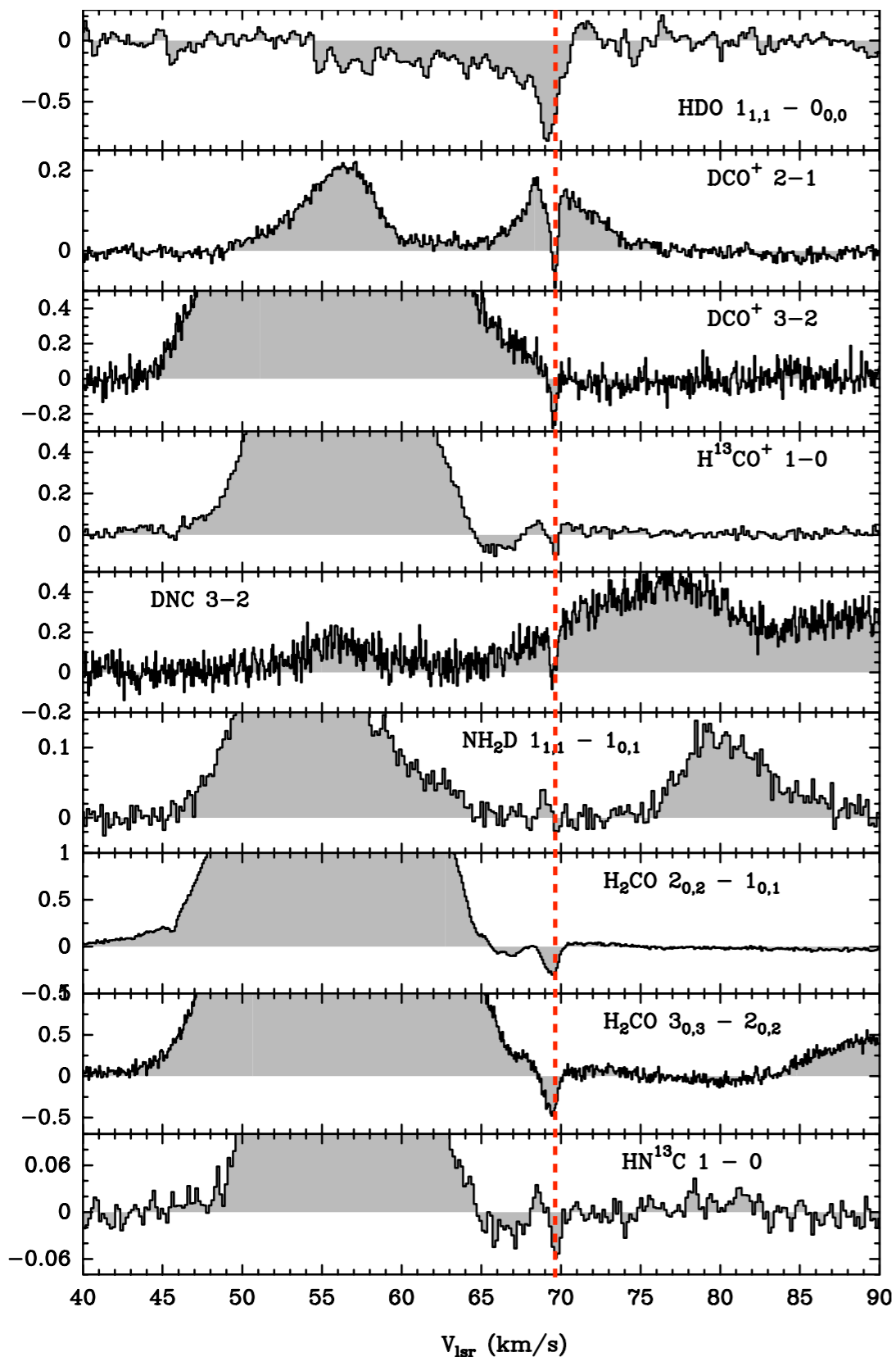
Barnes et al. (2016)

1) Some low  $D_{\text{frac}}$  found in some IRDCs (Gerner+15, Barnes+16) might be due to some unresolved evolved object (24  $\mu\text{m}$  sources) since the average  $D_{\text{frac}}$  is similar to the values observed towards HMPO candidates (0.04; Fontani+11).

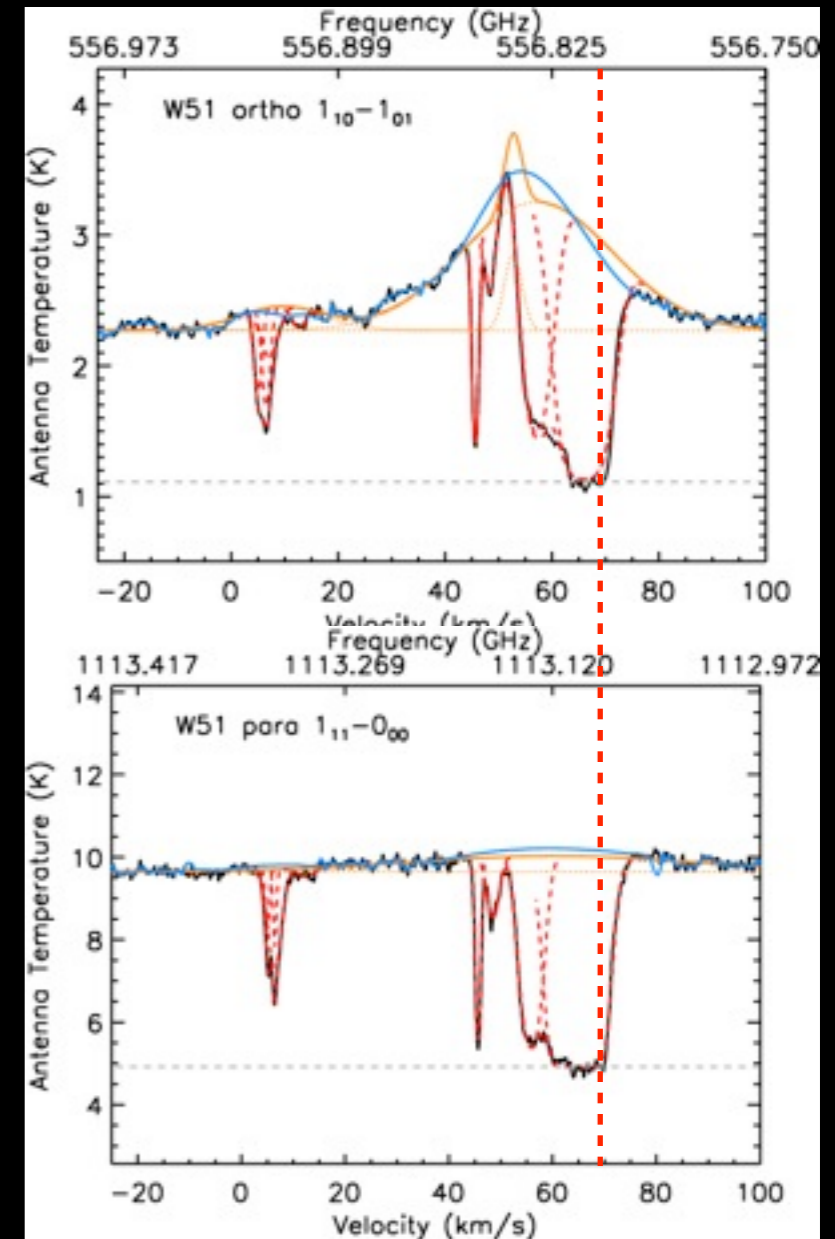
2)  $\text{N}_2\text{D}^+$  more spatially concentrated in cores than  $\text{N}_2\text{H}^+$  which is also present in the clump envelope. Therefore, measurement of the  $D_{\text{frac}}$  in massive star forming region could be limited by low spatial resolution (beam dilution).

Need for high spatial resolution of  $\text{N}_2\text{H}^+$ ,  $\text{N}_2\text{D}^+$  and  $\text{H}_2\text{D}^+$  observations

# A distant dark cloud?



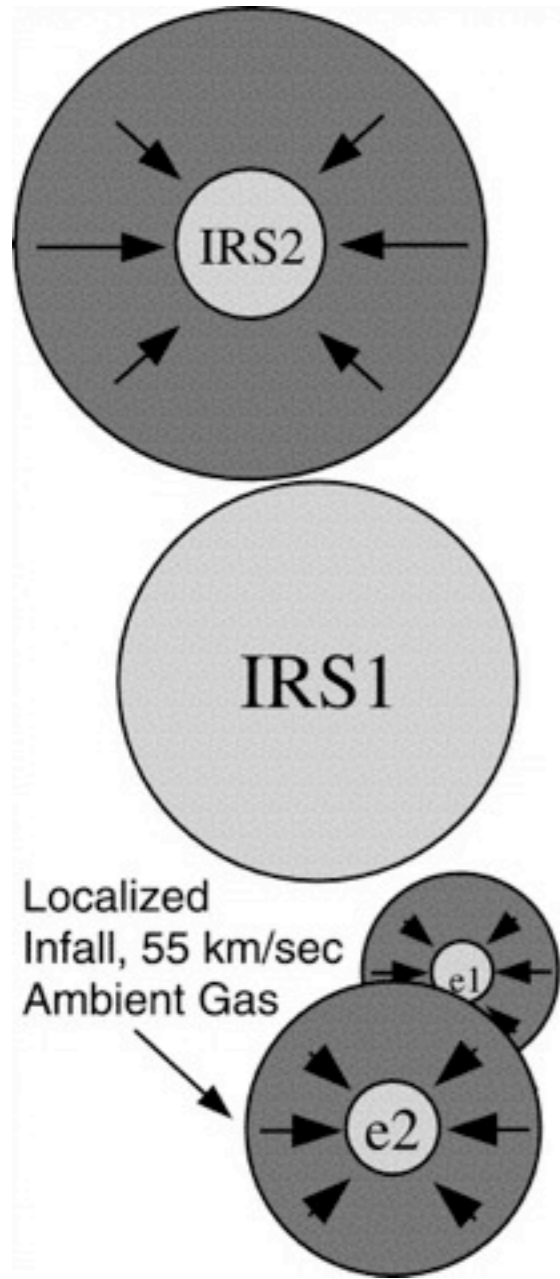
W51  
d~5 kpc



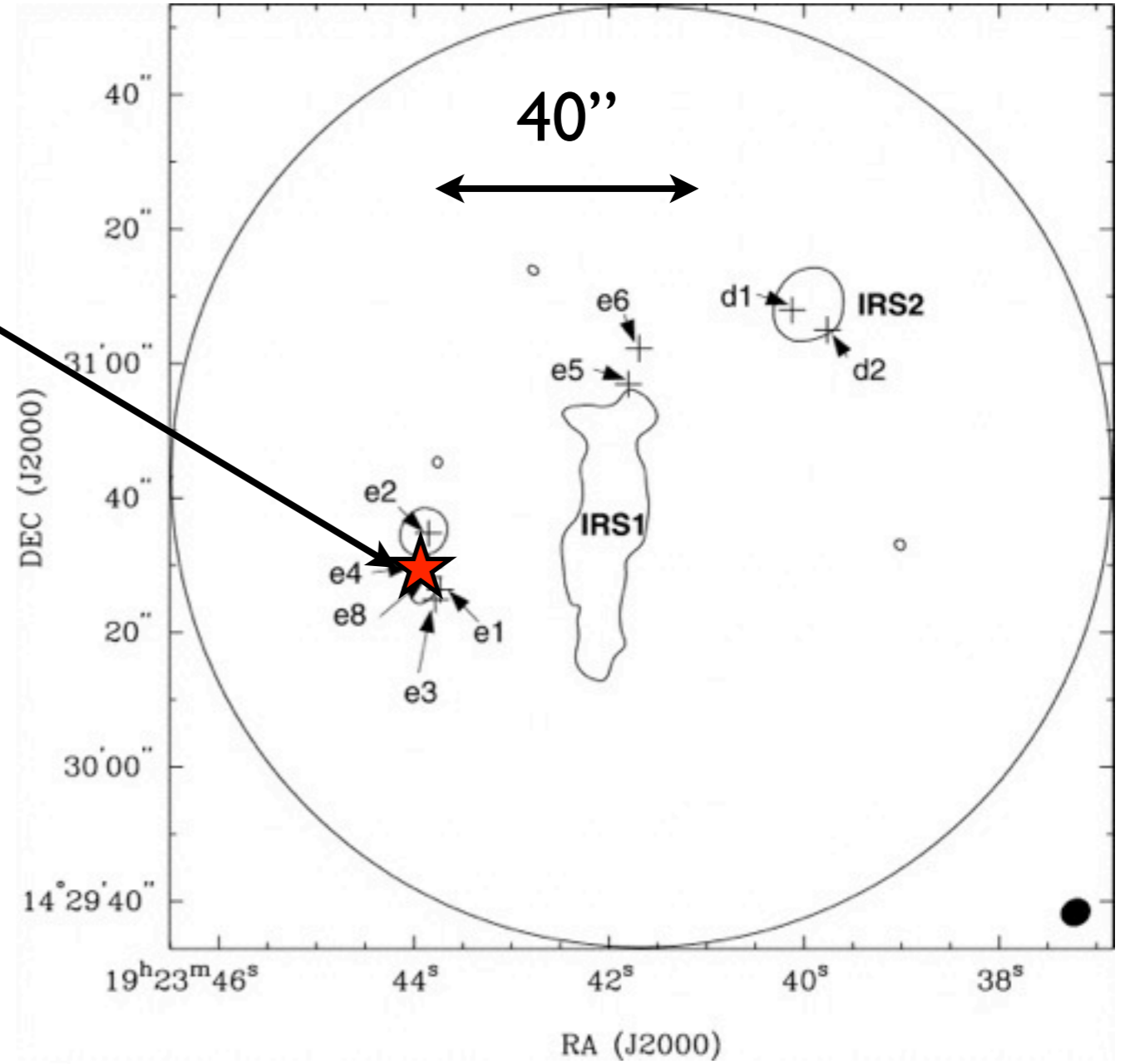
Flagey+2013

Mookerjea+2013  
Vastel+2016


Herschel pointed position



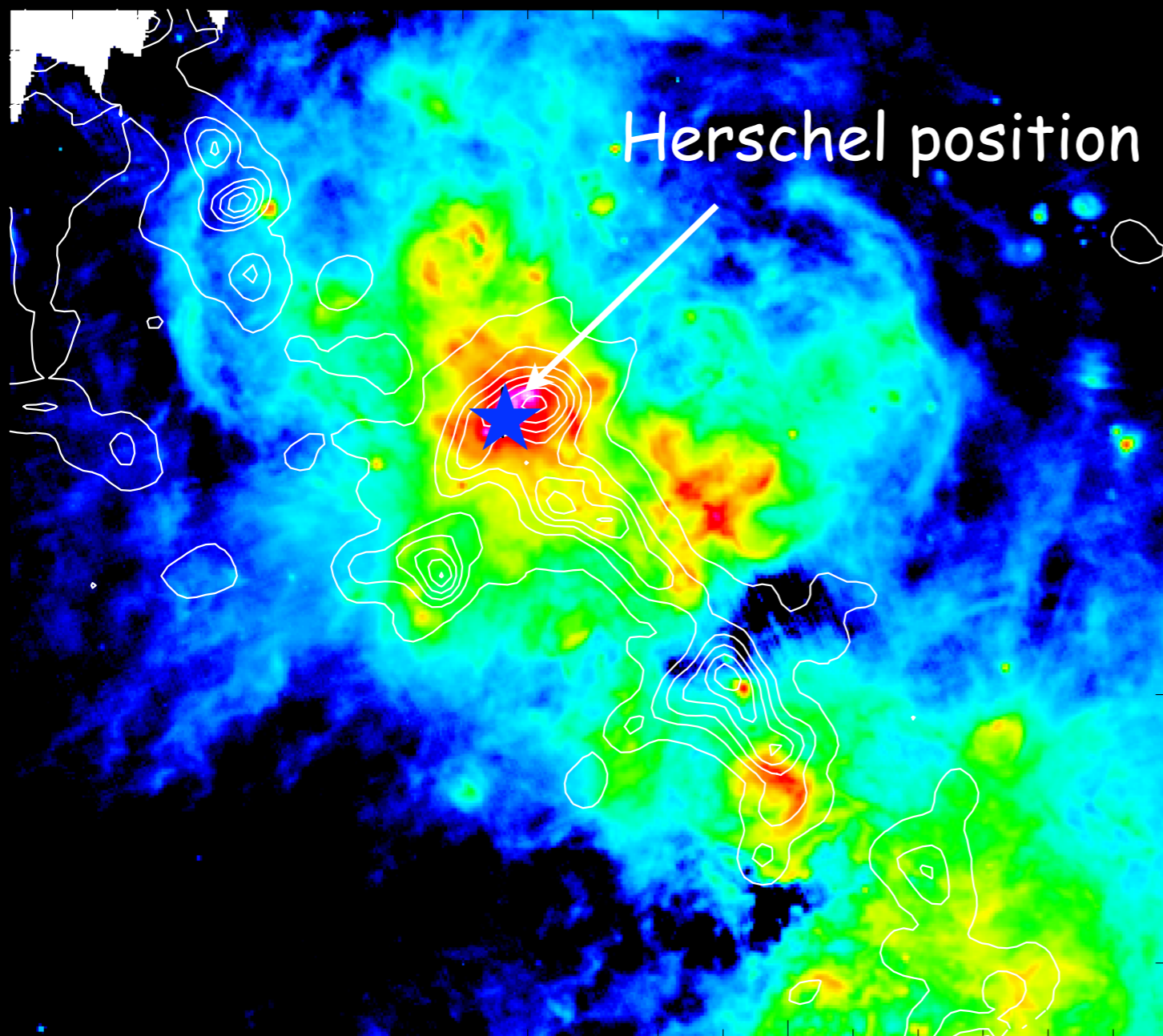
Large scale filament ([62-70] km/s)



towards the telescope



# A distant dark cloud?



Result from the collision of the filament with W51


$$\text{HDO}/\text{H}_2\text{O}=0.001$$

$$\text{DCO}^+/\text{HCO}^+=0.2$$

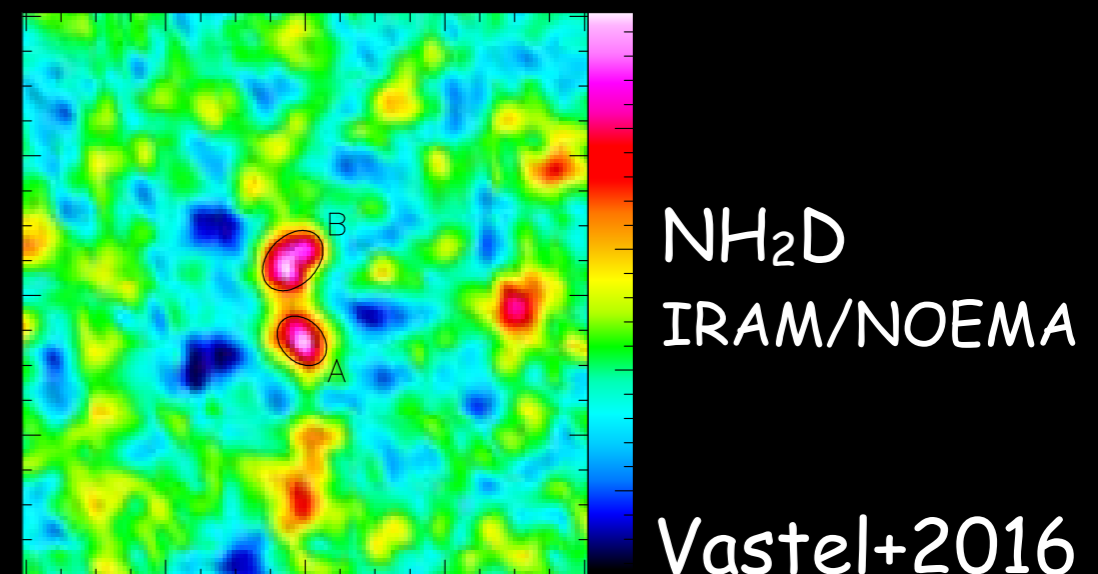
$$\text{DNC}/\text{HNC}=0.14$$

$$T\sim 10\text{K}$$

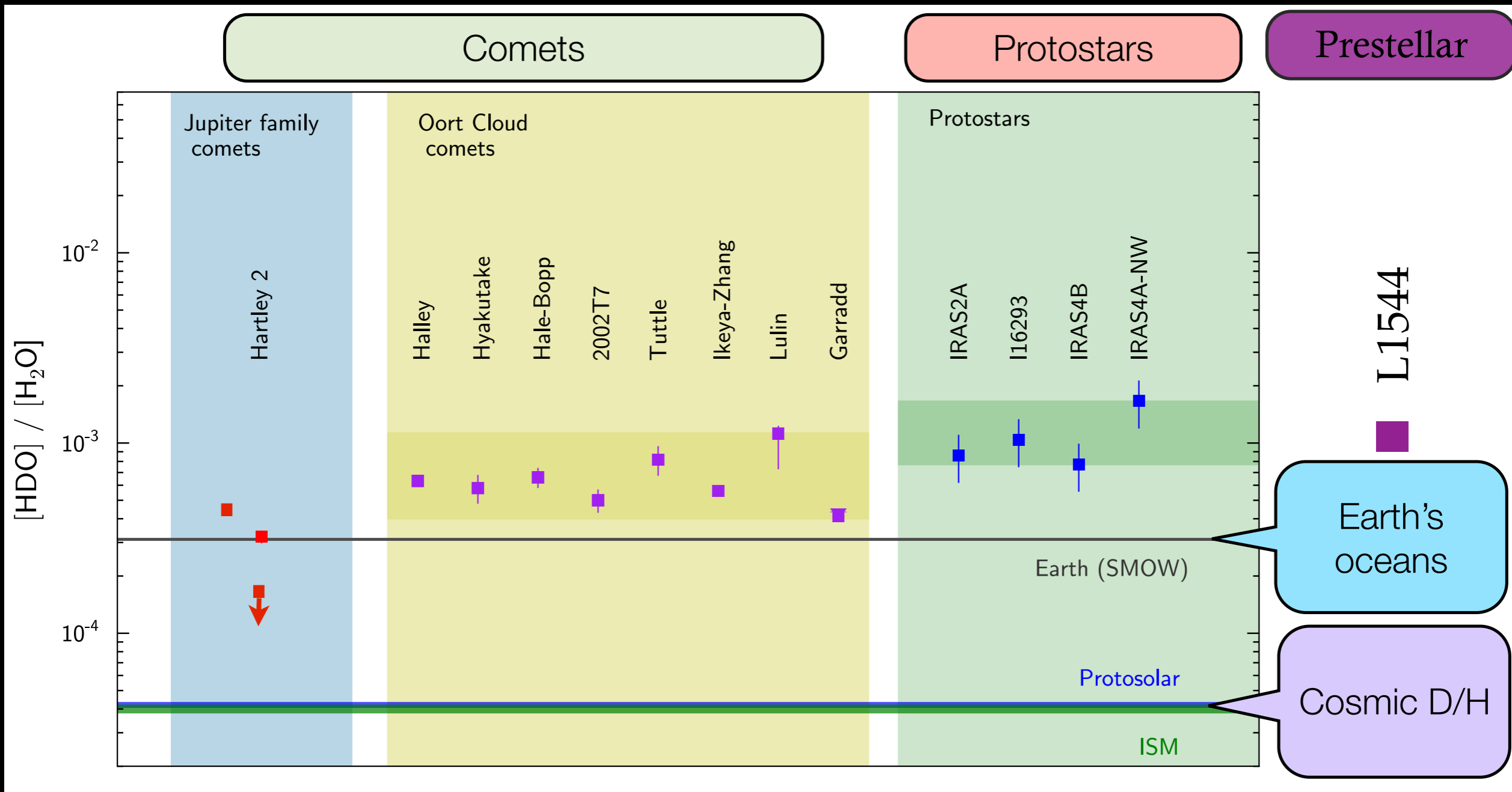
$$n_{\text{H}_2}\sim 2.5 \cdot 10^4 \text{ cm}^{-3}$$



Dark cloud conditions  
(TMC1)



# From prestellar, to protostar and planet



Thanks for your attention!